



**2018**

**2019-019**

**2019 04**



(

)





..... 1

..... 6

..... 10

..... 15

..... 39

..... 71

..... 78

..... 79

..... 90

..... 97

..... 98

..... 201





EPC		Engineering Procurement Construction EPC
		6—20kV 35—110kV 220/380V
		1000kV 110kV-220kV 330kV-750kV 800kV



		MW		GW				kW
		2018	1	1	2018	12	31	
		2017	1	1	2017	12	31	
		<a href="http://www.cninfo.com.cn">http://www.cninfo.com.cn</a>						



			300712
	Fujian Yongfu Power Engineering Co.,Ltd.		
	Yongfu		
			3
	350108		
			3
	350108		
	www.fjyfdl.com		
	yfdb@fjyongfu.com		

	3	3
	0591-38269599	0591-38269599
	0591-38269599	0591-38269599
	yfdb@fjyongfu.com	yfdb@fjyongfu.com

	<a href="http://www.cninfo.com.cn">http://www.cninfo.com.cn</a>



	61 5

	C 5	26	2017.10.31-2020.12.31

	2018	2017		2016
	685,964,228.70	564,396,520.28	21.54%	444,714,055.19
	73,533,333.39	76,966,118.46	-4.46%	73,299,462.99
	64,697,695.54	73,509,293.42	-11.99%	72,060,138.10
	20,123,743.81	56,365,713.93	-64.30%	72,991,218.08
/	0.5249	0.6940	-24.37%	0.6977
/	0.5249	0.6940	-24.37%	0.6977
	8.18%	14.80%	-6.62%	19.15%
	2018	2017		2016
	1,420,600,618.35	1,202,239,854.29	18.16%	806,582,943.77
	929,923,749.66	870,398,416.27	6.84%	419,342,297.81



	128,784,251.08	170,147,856.73	172,247,287.43	214,784,833.46
	17,931,210.79	20,321,111.04	17,594,810.10	17,686,201.46
	16,171,099.40	17,177,746.99	15,538,436.80	15,810,412.35
	-104,859,913.87	1,451,204.32	3,425,654.13	120,106,799.23

2018

178.52

363.95

236.59

779.07

1

2

	2018	2017	2016	
	8,114.54	2,335,488.91	-11,489.96	
	1,313,501.75	441,611.52	1,674,500.00	
	9,240,155.95		638.00	



		1,257,825.00		
	-155,727.71	43,456.25	-186,085.41	
	1,570,406.68	621,556.64	238,237.74	
	8,835,637.85	3,456,825.04	1,239,324.89	--

1 —

1 —

1 —



EPC

220V— 1100kV

1.

2.

“ ”



220kV

**3. EPC**

EPC

EPC

—

**1**

	100%
	100%
	62.41%
	31.97%
	ECOPARK ENERGY OF VALENZUELA CORP 5,045.12 ECOPARK ENERGY OF VALENZUELA CORP
	30.52%
	53.84%
	92.62%
	59.83%



	150.88%
	100.00%

2

EPC

21 90 2018 2.8%

“ ” “ ” “

” 5 “ ” 2018 “ ” 4

25

2018

2

VR

2019



2018

+

2019

BOP

IT

”

2018

“

”

“

”

2018 12 31  
43%

142

418

4

63%

126

286

50





2018

6.6%

	25,556.81	68,596.42	21.54%	
		0.36%	EPC	42,738.21
8,641.13		3.69%		7,353.33
				39.79%
				4.46%

1.

1.1

		A B C		B 4	
A C 2					
	5,898	3,862.26		311.72%	
			“ ”		
~	800kV	,	~	~ 2	1000kV
	2,862.22		2018	9	
		1,182.07			

2018

25,556.81

1.2 EPC

		“ ”		2018	
49MW	EPC		3.22		7,084.01
	10.33%	1087.46%			
2018		42,738.21		39.79%	

2.



-

**3.**

3.1

“ ”

3.2

3.3

IEC61850

“ ” GIS

3.4

+ ”

“ +

3.5

“ ”

3.6

**4.**



	2018	2019	1	31
99	2062			
	1,455,368			1.0390%

5.

73

6.

1

2



	682,950,203.40	99.56%	560,391,150.90	99.29%	21.87%
	3,014,025.30	0.44%	4,005,369.38	0.71%	-24.75%
	255,568,055.10	37.26%	254,651,256.23	45.12%	0.36%
EPC	427,382,148.30	62.30%	305,739,894.67	54.17%	39.79%
	3,014,025.30	0.44%	4,005,369.38	0.71%	-24.75%
	466,570,721.42	68.02%	398,607,841.79	70.63%	17.05%
	148,553,429.03	21.66%	159,822,972.40	28.32%	-7.05%
	70,840,078.25	10.33%	5,965,706.09	1.06%	1,087.46%

**2**

**10%**

	682,950,203.40	488,323,059.91	28.50%	21.87%	30.88%	-4.92%

255,568,055.10 122,190,805.88 52.19%



4

2017 04  
 70MW EPC  
 110kV 35kV  
 26,842.87 24,336.1333 2018 12 31  
 21,685.14  
 2018 05  
 ABC ; ABC BC  
 ; ABC  
 49% 2018 12 31 792.61 23,997.95  
 2018 12 49MW EPC  
 4,704 32,296.72  
 2018 12 31 0

5

		2018		2017		
		122,190,805.88	24.92%	112,631,159.96	29.98%	8.49%
EPC		366,132,254.03	74.66%	260,489,938.60	69.34%	40.56%



		2,062,613.74	0.42%	2,558,995.76	0.68%	-19.40%

## 6

2018 6 14  
100%

5000

5000

## 7

## 8

	328,079,755.21
	47.83%
	0.00%

## 5

1		129,044,144.70	18.81%
2	ECOPARK ENERGY OF VALENZUELA CORP	70,866,137.88	10.33%
3		58,831,062.25	8.58%
4		35,727,500.27	5.21%
5		33,610,910.11	4.90%
	--	328,079,755.21	47.83%



	166,523,461.63
	36.74%
	0.00%

5

1		47,699,545.09	10.52%
2		41,099,043.09	9.07%
3		34,606,341.53	7.64%
4		21,583,510.81	4.76%
5		21,535,021.11	4.75%
	--	166,523,461.63	36.74%

3

	2018	2017		
	22,797,379.29	18,309,322.09	24.51%	
	52,346,221.89	48,343,560.12	8.28%	
	7,066,562.31	10,062,830.59	-29.78%	
	19,239,363.96	14,855,522.17	29.51%	



4

21

90

5

4

25

	2018	2017	2016
	92	70	66
	13.96%	11.15%	11.32%
	19,239,363.96	14,855,522.17	14,592,615.54
	2.80%	2.63%	3.28%
	0.00	0.00	0.00
	0.00%	0.00%	0.00%
	0.00%	0.00%	0.00%

5

	2018	2017	
	529,312,833.55	493,454,662.99	7.27%
	509,189,089.74	437,088,949.06	16.50%
	20,123,743.81	56,365,713.93	-64.30%
	844,343,103.95	7,681,783.00	10,891.50%
	710,130,156.82	306,523,728.98	131.67%
	134,212,947.13	-298,841,945.98	144.91%

22



	145,000,000.00	545,336,415.09	-73.41%
	194,869,481.76	199,962,986.94	-2.55%
	-49,869,481.76	345,373,428.15	-114.44%
	104,433,121.18	102,870,052.63	1.52%

1 7.27%

2 16.50%



	14,817.29	0.02%		
--	-----------	-------	--	--

1

	2018		2017			
	329,091,525. 27	23.17%	202,617,016. 85	16.85%	6.32%	
	390,892,460. 73	27.52%	296,065,867. 14	24.63%	2.89%	ECOPARK ENERGY OF VALENZUELA CORP 5045.12
	275,690,691. 60	19.41%	143,126,022. 64	11.90%	7.51%	
	6,004,645.67	0.42%	7,357,650.79	0.61%	-0.19%	
	21,386,140.4 7	1.51%			1.51%	
	228,362,775. 40	16.08%	215,769,432. 68	17.95%	-1.87%	
	617,047.66	0.04%			0.04%	
	105,000,000. 00	7.39%	134,410,000. 00	11.18%	-3.79%	EPC
	7,192,211.39	0.51%	4,675,266.89	0.39%	0.12%	



	4,977,014.97	0.35%	7,162,993.34	0.60%	-0.25%	
	14,300,000.00	1.01%	5,700,000.00	0.47%	0.54%	
			110,330.42	0.01%	-0.01%	
	331,666,296.81	23.35%	150,649,890.16	12.53%	10.82%	
	120,623,336.12	8.49%	300,296,629.67	24.98%	-16.49%	
	21,232,300.71	1.49%	10,835,061.17	0.90%	0.59%	

2

3

2018 12 31

39,890,925.01

	28,710,351.81	1,113,824.00
	11,180,573.20	16,735,713.77
	39,890,925.01	17,849,537.77

1



32,600,000.00	1,900,000.00	1,615.79%

2

3

4

5

1

2017		37,409	20,627.4 1	23,003.4 1	0	0	0.00%	14,405.5 9		0
	--	37,409	20,627.4 1	23,003.4 1	0	0	0.00%	14,405.5 9	--	0
2017										
1780	A	35,020,000.00		11.82	2017	10	25			
	A	35,020,000.00		413,936,400.00				27,769,984.91		
		386,166,415.09			2017	10	25			
		591903324810303						605107102		



117130100100255416			12,076,415.09		
374,090,000.00			[2017]000743		
2018	12	31	23,003.41		2,376
			2,026.98	EPC	18,600.43
					20,627.41
2018	12	31	9,780,919.76		
			9,240,405.95	874.70	9,780,045.06
2018	12	31	153,825,771.96		10,263.93
			12,000		

2

	(		(1)		(2)	(3) (2)/(1)					
1	)	15,033	15,033	2,027	2,027	13.48 %					
							2019				
1		1,515	1,515	351.27	351.27	23.19 %	10				25



5		1,047	1,047	391.06	391.06	37.35 %	2019 04 25				
2 EPC		20,000	20,000	18,600 .43	18,600 .43	93.00 %		3,729. 93	3,729. 93		

3  
2,376 2,376 0 2,376 100.00  
%





1.

2016 11

“ ” 2016-2020

“ ”

3.6%-4.8% 20 2020 5.5% 6.8-7.2

	2016	2017	2018	2020
	33211	34119	35226	38000
	105388	110604	114367	121000
	3364	3582	4466	5800
	14864	16367	18426	21000
	7742	13025	17463	11000
	164575	177703	189967	200000

“ ” 2016-2020

1.1

1

“ ”

9.9%

21.2%

10.8%

16.5%

EPC

2

2018

131570MW

59390 MW

81.11%



2018 11  
6000MW

3580MW

17100MW

2020  
78000 MW 1.56

25

3

2020 300 / 310 / 60

**1.2**

1

2018 9 3

2018 12 25



2019 3

2021

2024

2019

100

400 -600

“ ”

1.5

2011 4 22

2017

[2017]19

2016

EPC

EPC

2.

“ ”

“ ”

“ ”

“ ”

“ ”

“ ”

2018

GDP

7.3%

7.08%

6.7%




3.

“ ”

1

2017 1627.03 2012 -2017 15.45%  
2012 -2017



2

2017 855.88 2016 11.26% 597.4  
15.13% 258.48 3.24%  
69.80%

2012-2017





3

2017

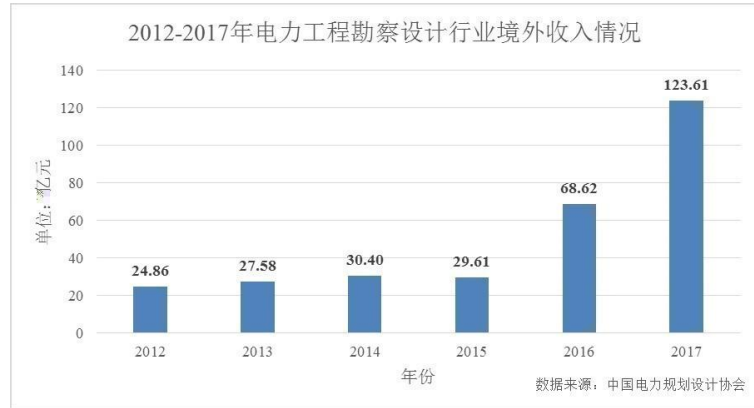
123.61

2016

87.75%

15%

2012-2017



15.45%

14.4%

“

”

4.

EPC

50

“

”

“

”

“

”

+IT





6.

2019

-- —

2019

7.

2019

8.

9.

2019

9,000

2019

2019

110,000

1.



EPC

2.

3.

4.

5.

1

2018 05 03			



			<a href="http://www.cninfo.com.cn/new/index">http://www.cninfo.com.cn/new/index</a> 2018 5 3
--	--	--	---

2018 06 08

<http://www.cninfo.com.cn/new/index>  
2018 6 8




)E



				69,693,905.54			
10%				6,969,390.55			62,724,514.99
				14,008,000.00		156,095,256.95	2018 12 31
				204,811,771.94			66,563,942.84
				14,008,000.00		204,369,501.28	2018 12 31
				256,925,444.12			
						2018	
2018	12	31		140,080,000		10	1.00
				14,008,000.00	0		10 3

3

2016

2016

2017

2017 12 31

140,080,000

10

1.00

14,008,000.00

0

0

2018

2018 12 31

140,080,000

10

1.00

14,008,000.00

0

3

2018	14,008,000.00	73,533,333.39	19.05%	0.00	0.00%	14,008,000.00	19.01%
2017	14,008,000.00	76,966,118.46	18.20%	0.00	0.00%	14,008,000.00	18.20%
2016		73,299,462.99	0.00%	0.00	0.00%	0.00	0.00%





1

			1	36		
			2			
				25%	6	
					3	
				6		2017
				18		10
						30
			7	12		2017
				12		10
				4		30
					2	-2020
					6	10
				20		30
				6		
				6	5	
			1	36		
			2	2		2017
				6		10
						30
				20		-2020
			6			10
						30
				6		



	-		12	2017 10 30	2017 10 31 -2018 10 30
			2015	2017 10 30	2015 12 29 -2018 12 28

	2	
1		2
10%	2	
		
		6
		5%
3		
	6	
		



			1		2			
			100%	2				
	-			2			2017	2018
							10	10
							30	30
					3		30	-2020
						1%		10
								31
			3					
			6					
							2017	2017
							10	31
							30	-2099
								12
								31

/

/



			/	/			
--	--	--	---	---	--	--	--

:

20

=

:ZÔ, f-ÄWÛ, YId

5



IPO



2018



	IPO				2017 10 30	2017 10 31 -2020 10 30		
		1	2 3	4	5	6 7	2017 10 30	2017 10 31 -2099 12 31
							2017 10 30	2017 10 31 -2099 12 31
							2017 10 30	2017 10 31 -2099 12 31
		10	3		5			



	-					
					2017 10 30	2017 10 31 -2099 12 31
			5		2017 10 30	2017 10 31 -2099 12 31



			20%			
				2017 10 30	2017 31 -2099 12 31	10
		5				
				2017 10 30	2017 31 -2099 12 31	10

Ú í Ö >| ê TcqfR~\* o ' IR-ö,¼Dq,ß-“â ì!5÷ö ÌÑqr4 8C ì~! X K J ~ : 2 \* §3ÿ È È`O a






2



” “ ” “	391,102,460.73
” “ ” “ ”	296,365,867.14
“ ” “ ”	“ ” “ ”
“ ”	“ ”
	331,666,296.81
	150,649,890.16
“ ”	“ ”
107,786.81	181,311.16
2 “ ” “	“ ”
” “ ” “ ”	19,239,363.96
“ ”	14,855,522.17 “
” “ ”	”

2018 6 14  
5000

100%

5000

	60
	2



( )			( )	( )	( )		
	668.55			2017 6 14	2018 1 22	2018 01 25	2018-00 6
				6,685,500	2 2		
					1,257,825		
	500			2018 2 7		2019 01 09	2019-00 7
	13.2			2018 1 8	2018 8 13	2017 10 18	



				15			
				120,000			
				12,000			

2062

99

—

1

2018 9 28

<

>

2018 10 15 2018

2018 9 29 2018 10 15

2019 1 31

1,455,368

1.0390%

14.0264 /

12

2019 2 1

2020 1

31

2018 10 15 2021 10 14

2019 1 31



1

--	--	--	--	--	--	--	--	--	--	--	--	--	--	--

19%



3

4

5

1

21

2

25.74

3

11.83

53.76

2016

--	--	--

1

1

2

3



10%

10%

2

1

	2017 10 18	4,000	2018 01 22	13.31		6		
			2018 01 26	9.02		6		
			2018 01 26	170.91		6		
			2018 01 26	6.91		6		
			2018 01 26	16		6		
			2018 01 31	53.12		6		
			2018 01 31	53.12		6		
			2018 01 31	392.4		6		
			2018 02 06	32.5		6		
	2018	10,000	2018 06	31.6		3		

2018



03					
2018 09 28	36.64		6		
2018 09 28	34.85		6		
2018 10 10	16.38		6		
2018 10 15	8.89		6		
2018 11 05	8.88		6		
2018 11 05	10.36		6		
2018 11 05	1.18		6		
2018 11 20	10.64		6		
2018 11 20	11.1		6		

2018 11  
20 4.76 6



B1	27,600	B2	3,083.64
B3	31,600	B4	1,112.34
A1+B1+C1	27,600	A2+B2+C2	3,083.64
A3+B3+C3	31,600	A4+B4+C4	1,112.34
A4+B4+C4		1.20%	

2

3

1

--	--	--	--	--







			12,000		20180612	20180912			4.40%	133.1	133.08	133.08	0	
			1,000		20180615	20180716			3.87%	3.29	3.29	3.29	0	




			12,000		20180918	20181219			3.75%	112.2	112.19	112.19	0	
--	--	--	--------	--	----------	----------	--	--	-------	-------	--------	--------	---	--



			2, 00 0		201 8 09 18	201 8 10 29			3.60 %	8.09	8.09	8.09	0				
			1, 00 0		201 8 10 19	201 8 11 19			2.82 %	2.4	2.4	2.4	0				

12  
,0  
00

201 201  
8 9  
12 03  
28 28







									32,29 6.72				20 19-00 1
	ABC	ABC	2018 05 09	0	0				23,99 7.95		2018 12 31	2018 05 10	20 18-03 0
			2017	0	0				26,84			2017	



04  
01

2.87

70M  
W

EPC

35kV





---

2

1



3

2018 11 22

2018 11 22

2018 12 04

2018 12 19

6

1000

EPC



1

	105,060,000	75.00%				-25,364,034	-25,364,034	79,695,966	56.89%
2	6,800,034	4.85%				-6,800,034	-6,800,034	0	0.00%
3	98,259,966	70.15%				-18,564,000	-18,564,000	79,695,966	56.89%
	94,485,966	67.45%				-14,790,000	-14,790,000	79,695,966	56.89%
	3,774,000	2.70%				-3,774,000	-3,774,000	0	



2

	41,995,950	0	0	41,995,950		2020 10 31
	34,216,716	0	0	34,216,716		2020 10 31
	7,650,000	7,650,000	0	0		2018 10 31
-	6,800,034	6,800,034	0	0		2018 10 31
	4,080,000	4,080,000	0	0		2018 10 31
	3,483,300	0	0	3,483,300		2020 10 31
	3,060,000	3,060,000	0	0		2018 10 31
	3,060,000	3,060,000	0	0		2019 1 2
	714,000	714,000	0	0		2018 10 31
	105,060,000	25,364,034	0	79,695,966	--	--



1

2

3

1

	17,320		14,822	9	0	9	0
5%		10					
		29.98%	41,995,950		41,995,950		2,500,000
		24.43%	34,216,716		34,216,716		2,050,000
		5.46%	7,650,000		7,650,000		
-		4.85%	6,800,034		6,800,034		



		2.91%	4,080,000			4,080,000	
		2.49%	3,483,300		3,483,300		
		2.18%	3,060,000	-13,000		3,060,000	
		2.18%	3,060,000			3,060,000	
		0.50%	698,800	-15,200		698,800	
		0.26%	359,200	359,200		359,200	
10							
4							
10							
						7,650,000	7,650,000
-						6,800,034	6,800,034
						4,080,000	4,080,000
						3,060,000	3,060,000
						3,060,000	3,060,000
						698,800	698,800
						359,200	359,200
						210,300	210,300
						178,400	178,400
						169,300	169,300



10 10 10	
5	

10

10

10

10

2

	/		
--	---	--	--





4            **10%**

5





				47	2015 07 22	2021 10 28	0	0	0	0	0
											0
											0



					22	29					
				51	2015 07 22	2018 10 29	0	0	0	0	0
				50	2015 07 22	2021 10 28	0	0	0	0	0
				40	2015 07 22	2021 10 28	0	0	0	0	0
				40	2018 10 29	2021 10 28	0	0	0	0	0
				55	2015 07 22	2018 10 29	0	0	0	0	0
				56	2015 07 22	2021 10 28	0	0	0	0	0
				43	2015 07 22	2021 10 28	0	0	0	0	0
				48	2015 07 22	2021 10 28	0	0	0	0	0
				47	2016 11 04	2021 10 28	0	0	0	0	0

2015 2021  
52 07 10 0  
22 28





6 1979 11  
 1999 1 2003 4 2003 4 2013 4  
 2013 4 2015 4  
 2015 4 2015 7 2015 7 2015 12  
 2015 12 2016 10  
 2016 10 2018 1 2018 1 2018 10  
 2018 10

7 1954 7 1985  
 1 1994 7 1994 8 2015 7

8 1956 8  
 1974 9 1979 8 1979 9 1983 6 1983 7 1986  
 9 1986 10 1993 3 1993 4  
 2015 7

9 1968 11  
 2010 2013 2018 10

1 ,1968 2 1988 10  
 2008 12 , 2009 1 2015 5  
 2015 5 2015 7 2015 7 2016 8  
 2016 8 2018 4 2018 4

2 1978 11  
 2001 7 2009 3 2009 3 2015 7  
 2015 7 2018 4  
 2018 4

3 1978 11  
 2000 7 2003 7 2003 8 2008 7  
 2008 8 2015 7  
 2015 7 2018 4 2018 5  
 2018 10

1  
 2  
 3 1962 11 1984  
 8 2000 12 2001 1 2015 7  
 2015 7





			10	10	
			2012 11 13	2021 03 23	
			2012 12 21	2021 03 23	
			2018 07 04	2021 07 04	



			23	23	
			2018 03 23	2021 03 23	

			2008 05 19	2021 05 28	
			2013 01 22	2019 04 10	
			2013 01 22	2019 04 10	
			2013 01 22	2019 04 10	
			2013 12 27	2022 04 10	
			2005 04 28	2021 05 28	
			2008 07 01	2019 05 06	
			2009 06 25	2019 08 08	
			2014 08 01	2020 08 01	
			2013 12 27	2022 04 10	
			2015 05 21	2022 04 10	
			2017 01 09	2020 01 09	
			1994 08 01	2019 07 31	
			2013 11 14	2019 11 14	
			1993 04 01		



			2016 12 17	2019 12 17	
			2017 04 07	2020 04 07	
	( )		2002 09 06		
			2010 01 01		
			2013 01 01		
			2017 01 01	2018 12 31	
			2015 04 09	2021 05 28	
			2014 08 11	2020 08 11	
			2016 11 08	2019 11 08	



			2018 06 14	2021 06 14	
			2019 01 16	2022 01 16	
			2019 01 23	2022 01 23	
			2019 01 31	2022 01 31	

8 /

21 3 2018 787.30

			47		61.51	
			54		8	
			49		51	
			47		51.15	
			45		51.01	
			39		46.27	



			64		8	
			62		8	
			50		1.33	
			53		6.67	
			51		6.67	
			50		36.22	
			40		51.08	
			40		46.97	
			55		45.99	
			56		51.25	
			43		51.2	
			48		51.31	
			47		51	
			52		51.12	
			43		51.55	
	--	--	--	--	787.3	--

1

	598
	61
	659
	659



	0
	418
	39
	18
	80
	67
	37
	659
	99
	447
	113
	659

2

“ ”

3

” / “

300

4

	0
	6,685,647.00



1

11

5

9

3

11

3

1

2

9

90



EPC



## 1

2018		59.08%	2018 01 26	2018 01 26	2018 2018-007
2017		66.76%	2018 05 14	2018 05 15	2017 2018-032
2018		56.89%	2018 05 25	2018 05 25	2018 2018-033
2018		64.63%	2018 10 15	2018 10 15	2018 2018-058
2018		61.83%	2018 10 29	2018 10 29	2018 2018-066

## 2



1

	11	10		1			5
	9	9					5
	11	11					5
	2	2					0

2

3



2

2

2018

2018

8

94



1

2

	2019 04 23	
	<a href="http://www.cninfo.com.cn">http://www.cninfo.com.cn</a>	
		100.00%
		100.00%
	1	1
	2	2
	3	3



	1					
	<	0.5%				
		0.5%				
	<	1%				
		1%	2			
	<	0.5%		1		
		0.5%	<	<100	2	100
	1%					<500
		1%	3			3
			<			500
	5%					
	5%	<				
	10%					
		10%				





	2019 04 22
	[2019] ZA12649

1.

2018 12 31

2018

2018

12 31

2018

2.

3.

11	1
2 2	2
2018 12 31	
427,492,071.04	3
36,599,610.31	
	4
	5



		28	1
2018	25	682,950,203.40	2
			3
			4
			5
			6

4.

2018

5.

6.



2

3

4

5

6

2019 4 22

1

2018 12 31

--	--	--



	329,091,525.27	202,617,016.85
	391,102,460.73	296,365,867.14
	210,000.00	300,000.00
	390,892,460.73	296,065,867.14
	4,977,014.97	7,162,993.34
	7,192,211.39	4,675,266.89
	275,690,691.60	143,126,022.64
	120,623,336.12	300,296,629.67
	1,128,677,240.08	954,243,796.53
	14,300,000.00	5,700,000.00
	21,386,140.47	
	6,004,645.67	7,357,650.79
	228,362,775.40	215,769,432.68
	617,047.66	



	15,117,488.98	14,025,343.26
		110,330.42
	6,135,280.09	5,033,300.61
	291,923,378.27	247,996,057.76
	1,420,600,618.35	1,202,239,854.29
	105,000,000.00	134,410,000.00
	331,666,296.81	150,649,890.16
	9,021,554.14	10,454,808.66
	8,635,145.37	7,492,959.53
	14,397,277.32	17,998,718.50
	21,232,300.71	10,835,061.17
	107,786.81	181,311.16
	489,952,574.35	331,841,438.02



	724,294.34	
	724,294.34	
	490,676,868.69	331,841,438.02
	140,080,000.00	140,080,000.00
	506,922,843.17	506,922,843.17
	25,995,462.37	19,026,071.82
	256,925,444.12	204,369,501.28
	929,923,749.66	870,398,416.27
	929,923,749.66	870,398,416.27
	1,420,600,618.35	1,202,239,854.29

2

--	--	--



	294,019,013.44	190,833,057.40
	340,184,693.47	269,626,761.46
	210,000.00	300,000.00
	339,974,693.47	269,326,761.46
	4,629,214.85	7,010,169.00
	62,597,334.62	81,214,538.24
	263,148,590.05	132,702,475.18
	120,058,487.80	300,078,044.32
	1,084,637,334.23	981,465,045.60
	14,300,000.00	5,700,000.00
	64,106,140.47	42,720,000.00
	6,004,645.67	7,357,650.79
	227,616,733.49	214,793,815.89
	617,047.66	
	13,059,454.73	13,922,618.65



	1,416,971,920.69	1,270,250,555.23
	75,000,000.00	134,410,000.00
	402,400,628.54	199,349,814.20
	8,741,484.76	10,213,759.61
	8,054,227.07	6,777,462.67
	13,208,363.76	16,268,085.47
	31,032,844.74	81,107,261.34
	107,786.81	
	538,437,548.87	448,126,383.29
	724,294.34	
	724,294.34	
	539,161,843.21	448,126,383.29
	140,080,000.00	140,080,000.00

2018



	1,232,390.29	585,730.53
	11,394,127.88	5,765,891.26
	1,303,501.75	307,611.52
	6,626,296.42	
	-2,613,859.53	
-		
-	14,817.29	2,341,154.17
	86,411,266.16	89,726,258.48
	20,363.68	177,461.57
	172,794.14	5,670.58
	86,258,835.70	89,898,049.47
	12,725,502.31	12,931,931.01
	73,533,333.39	76,966,118.46
	73,533,333.39	76,966,118.46
	73,533,333.39	76,966,118.46
1.		
2.		



1.		
2.		
3.		
4.		
5.		
6.		
	73,533,333.39	76,966,118.46
	73,533,333.39	76,966,118.46
	0.5249	0.6940
	0.5249	0.6940

4

	614,302,393.87	462,941,664.98
	434,466,831.89	293,540,040.46
	3,099,861.71	3,874,767.00
	21,031,167.19	16,195,559.49
	49,551,039.65	43,618,463.55
	19,239,363.96	14,855,522.17
	5,629,438.74	9,555,483.16



	5,316,290.77	8,649,787.38
	1,163,913.78	499,119.11



3.		
4.		
5.		
6.		
	69,693,905.54	67,332,287.87

5

	517,373,359.95	485,682,426.51
	8,437,651.80	2,947,029.25
	3,501,821.80	4,825,207.23



	529,312,833.55	493,454,662.99
	316,441,541.14	264,895,324.44
	121,393,169.83	99,375,471.74
	37,493,512.25	41,473,772.98
	33,860,866.52	31,344,379.90
	509,189,089.74	437,088,949.06
	20,123,743.81	56,365,713.93
	835,000,000.00	
	9,240,155.95	
	102,948.00	7,681,783.00
	844,343,103.95	7,681,783.00
	27,530,156.82	4,623,728.98
	682,600,000.00	301,900,000.00



	710,130,156.82	306,523,728.98
	134,212,947.13	-298,841,945.98
		386,166,415.09
	145,000,000.00	159,170,000.00
	145,000,000.00	545,336,415.09
	174,410,000.00	181,959,746.78
	20,459,481.76	8,876,872.77
		9,126,367.39
	194,869,481.76	199,962,986.94
	-49,869,481.76	345,373,428.15
	-34,088.00	-27,143.47
	104,433,121.18	102,870,052.63
	184,767,479.08	81,897,426.45
	289,200,600.26	184,767,479.08

6

	474,557,094.05	353,979,754.95



	509,552,660.44	409,687,064.05
	251,091,685.83	187,362,352.33
	108,580,045.90	84,526,806.92
	31,613,963.27	33,902,923.81
	89,125,252.03	26,989,125.77
	480,410,947.03	332,781,208.83
	29,141,713.41	76,905,855.22
	835,000,000.00	
	9,240,155.95	
	102,948.00	7,648,783.00
	844,343,103.95	7,648,783.00
	27,492,393.82	4,097,035.20
	682,600,000.00	326,900,000.00
	710,092,393.82	330,997,035.20
	134,250,710.13	-323,348,252.20
		386,166,415.09
	115,000,000.00	159,170,000.00



	174,410,000.00	181,959,746.78
	19,397,815.12	8,731,324.10



	000. 00				3.17				.82		1.28		6.27
									6,969 ,390. 55		52,55 5,942 .84		59,52 5,333 .39
											73,53 3,333 .39		73,53 3,333 .39
1													
2													
3													
4													
									6,969 ,390. 55		-20,9 77,39 0.55		-14,0 08,00 0.00
1									6,969 ,390. 55		-6,96 9,390 .55		
2													
3											-14,0 08,00 0.00		-14,0 08,00 0.00
4													
1													
2													



3													
4													
5													
1													
2													
	140,												
	080,												
	000.												
	00												



	35,0 20,0 00.0 0				339,0 70,00 0.00				6,733 ,228. 79		70,23 2,889. 67		451,0 56,11 8.46
											76,96 6,118. 46		76,96 6,118 .46
	35,0 20,0 00.0 0				339,0 70,00 0.00								374,0 90,00 0.00
1	35,0 20,0 00.0 0				339,0 70,00 0.00								374,0 90,00 0.00
2													
3													
4													
									6,733 ,228. 79		-6,73 3,228. 79		
1									6,733 ,228. 79		-6,73 3,228. 79		
2													
3													
4													
1													
2													



3														
4														



										69,69 3,905. 54	69,693, 905.54
1											
2											
3											
4											
									6,969,3 90.55	-20,9 77,39 0.55	-14,008 ,000.00
1									6,969,3		



1



3											
4											
									6,733,2 28.79	-6,73 3,228. 79	
1									6,733,2 28.79	-6,73 3,228. 79	
2											
3											
1											
2											
3											
4											
5											



1994 1 26 [1994] 46

1994 3 1

02495

2016 12 31

10,506

91350000611005994M 2017 10 19

[2017]1780

A 3,502

1.00

3,502

2017



2

12

1

2

1 1 12 31

3

12

4

5



---

6

1.

2.

1

2



3

4

7

8

9

10

1.

2.

1



2

3

4

5

**3.**

1

2

1

2

**4.**



5.

6.



2


1 1	5.00%	5.00%
1 2	10.00%	10.00%
2 3	30.00%	30.00%
3 4	50.00%	50.00%
4 5	80.00%	80.00%
5	100.00%	100.00%

3


12

1.

2.



3.

4.

13

14

1.

1

2

2.

1

2



15

16

1

1

---

2

2

		20-40	5	4.75-2.38
		8	5	11.88
		5	5	19.00
		5-10	5	19.00-9.50
		5-10	5	19.00-9.50



18

19

20

21

1

1.

1

2

2.

	50	
	5	
	5	

2

22





2

1

2

3

4

25

26

27

28

1

A

1

2



B

1

2

2

1

2

29

1.



2.

1

3.

30

/

31

1

2

32

33

1



---

--	--	--

1



	25%
	25%

2

2017 10 23

GR201735000170

3

2017 2019

15

3

1

		11,592.08
	289,200,600.26	184,745,887.00
	39,890,925.01	17,859,537.77
	329,091,525.27	202,617,016.85

	28,710,351.81	1,113,824.00
	11,180,573.20	16,735,713.77
	39,890,925.01	17,849,537.77

2018 12 31

28,710,351.81

11,180,573.20

2

	210,000.00	300,000.00



	390,892,460.73	296,065,867.14
	391,102,460.73	296,365,867.14

**1**

1)

	210,000.00	300,000.00
	210,000.00	300,000.00

2)

--	--

3)

	4,700,000.00	
	4,700,000.00	

4)

--	--

**2**

1)

	427,49 2,071.0 4	100.00 %	36,599, 610.31	8.56%	390,89 2,460.7 3	320,1 44,88 0.87	98.83 %	25,336, 838.73	7.91%	294,808, 042.14
						3,777 ,515. 09	1.17%	2,519,6 90.09	66.70%	1,257,82 5.00
	427,49									



	2,071.0	%	610.31		2,460.7	22,39	%	528.82		867.14
	4				3	5.96				

1				
1		317,118,384.75	15,855,919.23	5.00%
1	2	83,127,556.47	8,312,755.65	10.00%
2	3	16,649,251.17	4,994,775.35	30.00%
3	4	5,303,322.81	2,651,661.41	50.00%
4	5	2,545,285.84	2,036,228.67	80.00%
5		2,748,270.00	2,748,270.00	100.00%
		427,492,071.04	36,599,610.31	

2)

11,262,771.58

0.00

--	--	--

3)

2014-YF-063	-	10kV	81,700.00
2013-YF-168	II	220KV	2,437,990.09
110KV			

--	--	--	--	--	--

2018



		2,519,690.09			
	--	2,519,690.09	--	--	--

2017 0182 1

1,257,825.00

2,519,690.09

2,519,690.09

4)



2

		(%)
	1,300,000.00	26.12
	1,245,454.55	25.02
	376,000.00	7.55
	294,511.00	5.92
	223,624.23	4.49
	3,439,589.78	69.10

4

	7,192,211.39	4,675,266.89
	7,192,211.39	4,675,266.89

1



---

( )				
-----	--	--	--	--

**3**

1)




2)

131,356.30

0.00

--	--	--

3)

--	--

--	--	--





	2,907,984.91			2,907,984.91		
	2,907,984.91			2,907,984.91		

2017 0182 1

3

4

	732,224,965.27
	125,776,674.36
	664,797,980.16
	193,203,659.47

6

	120,000,000.00	300,000,000.00



	0		0			
	14,300,000.00		14,300,000.00	5,700,000.00		5,700,000.00
	0		0			
	14,300,000.00		14,300,000.00	5,700,000.00		5,700,000.00
	0		0			

2

--	--	--	--	--

3

	3,800,000.00			3,800,000.00						19.00%
	1,900,000.00		1,900,000.00							
		5,000,000.00		5,000,000.00						4.76%
		5,000,000.00		5,000,000.00						16.67%
		500,000.00		500,000.00						10.00%



	5,700,000.00	10,500,000.00	1,900,000.00	14,300,000.00					--	

4

--	--	--	--	--	--	--	--	--	--

5

--	--	--	--	--	--	--	--	--	--

8

		24,000,000.00		-2,613,859.53						21,386,140.47	
		24,000,000.00		-2,613,859.53						21,386,140.47	
		24,000,000.00		-2,613,859.53						21,386,140.47	



9

1

1.	8,303,980.01			8,303,980.01
2.				
1				
2 \				
\				
3				



2.				
1				
3				
1				
2				
4.				
1.	6,004,645.67			6,004,645.67
2.	7,357,650.79			7,357,650.79

2

3

--	--	--

10

	228,362,775.40	215,769,432.68
	228,362,775.40	215,769,432.68

1




2.	1,349,631.06 4.5 Tc( 377	3,502,079.65 1 n/P <</MCID	>> BDC ID 1 re f* 59.238/P <</MCID	856,716.83 129>> BDC ID 1 re f* 59.238/P <</MCID	15,712,176.3 140 P6.94 662.32	23,297,389.7 re f* 59.34 5 re f* 116.33 63	EMC /P
1		3,502,079.65		1,399,964.59	856,716.83	5,758,761.07	
2					476,821.27	15,712,176.3 7	16,188,997.6 45,712,758,7614
3							15,712,758,7614 (2)-2(758,)



1.							
2.							



--	--	--

**6**

--	--	--

**11**

	617,047.66	
	617,047.66	

**1**

--	--	--





1						
4.	9,962,188.45			23,411,303.26	4,475,310.45	37,848,802.16
1.	1,444,517.42			16,995,812.08	1,710,334.84	20,150,664.34
2.	199,243.80			1,518,129.91	863,275.13	2,580,648.84
1	199,243.80			1,518,129.91	863,275.13	2,580,648.84
3.						
1						
4.	1,643,761.22			18,513,941.99	2,573,609.97	22,731,313.18
1.						
2.						
1						
3.						
1						
4.						
1.	8,318,427.23			4,897,361.27	1,901,700.48	15,117,488.98



2.	8,517,671.03			2,995,895.39	2,511,776.84	14,025,343.26

**2**

--	--	--	--	--	--	--

**13**

--	--	--	--	--	--	--



		6,135,280.09		5,033,300.61
		724,294.34		

4

--	--	--	--

5

--	--	--	--

15

1

	70,000,000.00	134,410,000.00
	35,000,000.00	
	105,000,000.00	134,410,000.00

2

--	--	--	--

16

	151,395,283.57	28,118,901.36



	180,271,013.24	122,530,988.80
	331,666,296.81	150,649,890.16

**1**

	151,395,283.57	28,118,901.36
	151,395,283.57	28,118,901.36

**2**

1	146,811,856.79	97,511,299.40
1	33,459,156.45	25,019,689.40
	180,271,013.24	122,530,988.80

**3****1**

	6,737,000.00	
	4,493,779.12	
	3,947,000.00	
	2,263,341.13	
	1,041,132.00	
	18,482,252.25	--

**17****1**

1	5,030,074.42	6,480,722.99



1	3,991,479.72	3,974,085.67
	9,021,554.14	10,454,808.66

2 1

	708,679.25	
	473,886.79	
	441,509.43	
	386,037.74	
	330,188.68	
	2,340,301.89	--

3

	38,033,413.26
	7,692,358.45
	47,068,542.84
	-1,342,771.13

18

1

	7,492,959.53	115,564,510.60	114,422,324.76	8,635,145.37
-		6,948,526.94	6,948,526.94	
	7,492,959.53	122,513,037.54	121,370,851.70	8,635,145.37

2



1	7,487,797.01	94,963,056.22	93,824,336.38	8,626,516.85
2		8,837,655.43	8,837,655.43	
3		4,530,150.91	4,530,150.91	
		4,014,827.50	4,014,827.50	
		255,787.15	255,787.15	
		259,536.26	259,536.26	
4		6,048,539.50	6,045,073.50	3,466.00
5	5,162.52	1,003,579.92	1,003,579.92	5,162.52
		181,528.62	181,528.62	
	7,492,959.53	115,564,510.60	114,422,324.76	8,635,145.37

## 3

1		6,761,895.60	6,761,895.60	
2		186,631.34	186,631.34	
		6,948,526.94	6,948,526.94	

## 19

		8,023,353.37	12,374,316.90
		5,228,881.74	3,953,268.90
		37,427.76	59,745.89
		413,861.27	719,878.17
		406,421.94	687,474.73
		110,577.67	110,588.33
		112,684.80	62,748.88



	56,611.90	26,989.83
	7,456.87	3,706.87
	14,397,277.32	17,998,718.50

**20**

	107,786.81	181,311.16
	21,124,513.90	10,653,750.01
	21,232,300.71	10,835,061.17

**1**

	107,786.81	181,311.16
	107,786.81	181,311.16

--	--	--

**2**

Φ.



	90,150.00	15,952.00
	5,000,000.00	
	21,124,513.90	10,653,750.01

2) 1

	518,582.00	
	518,582.00	--

21

		+ —					
	140,080,000. 00						140,080,000. 00

( ) [2017]000743

22

	506,922,843.17			506,922,843.17
	506,922,843.17			506,922,843.17

23

	19,026,071.82	6,969,390.55		25,995,462.37
	19,026,071.82	6,969,390.55		25,995,462.37

10%



24

	204,369,501.28	134,136,611.61
	204,369,501.28	134,136,611.61
	73,533,333.39	76,966,118.46
	6,969,390.55	6,733,228.79
	14,008,000.00	
	256,925,444.12	204,369,501.28

- 1) 0.00
- 2) 0.00
- 3) 0.00
- 4) 0.00
- 5) 0.00

25

	682,950,203.40	488,323,059.91	560,391,150.90	373,121,098.56
	3,014,025.30	2,062,613.74	4,005,369.38	2,558,995.76
	685,964,228.70	490,385,673.65	564,396,520.28	375,680,094.32

26

	1,210,634.41	1,192,027.16
	1,180,563.88	1,217,946.57
	1,326,996.00	1,330,003.41
	48,750.00	45,000.00
	34,382.04	34,842.04
	337,681.62	231,671.83
	32,792.11	



	96,448.96	101,668.91
	4,268,249.02	4,301,806.94

27

	8,766,639.48	5,003,103.65
	2,917,006.29	4,753,961.98
	3,128,349.35	2,738,968.38
	3,184,759.17	2,116,364.00
	908,760.67	267,883.69
	553,299.82	887,750.65
	463,262.24	528,167.25
	411,775.27	481,508.27
	2,463,527.00	1,531,614.22
	22,797,379.29	18,309,322.09

28





	371,548.01	354,912.35
	2,165,889.85	2,645,874.77
	52,346,221.89	48,343,560.12

## 29

	17,291,231.48	12,446,663.44
	1,948,132.48	2,408,858.73
	19,239,363.96	14,855,522.17

## 30

	6,377,957.41	8,795,336.05
	1,232,390.29	585,730.53
	34,088.00	110,451.02
	1,886,907.19	1,742,774.05
	7,066,562.31	10,062,830.59

## 31

	11,394,127.88	5,765,891.26
	11,394,127.88	5,765,891.26

## 32

	738,185.00	



	254,316.75	287,611.52
	145,000.00	
	130,000.00	
	31,000.00	
	5,000.00	20,000.00
	1,303,501.75	307,611.52

33


**36**

	154,000.00		154,000.00
	6,702.75	5,665.26	6,702.75
	12,091.39	5.32	12,091.39
	172,794.14	5,670.58	172,794.14

**37****1**



38

1

	955,671.68	1,061,367.81
	1,232,390.29	585,730.53
	1,313,501.75	



5

--	--	--

6

		9,126,367.39
		9,126,367.39

39

1

1	--	--
	73,533,333.39	76,966,118.46
	11,394,127.88	5,765,891.26
	10,624,007.81	12,174,031.30
	2,580,648.84	3,332,946.31
	110,330.42	661,981.56
	-24,922.89	-2,341,154.17
	6,702.75	5,665.26
	6,412,045.41	8,822,479.52
	-6,626,296.42	
	-1,101,979.48	-877,823.36
	724,294.34	
	-132,564,668.96	-17,722,294.65



	-131,083,622.72	-22,561,424.90
	186,139,743.44	-7,860,702.66
	20,123,743.81	56,365,713.93
2	--	--
3	--	--
	289,200,600.26	184,767,479.08
	184,767,479.08	81,897,426.45
	104,433,121.18	102,870,052.63

2

	--
	--
	--

3

	--
	--
	--

4

	289,200,600.26	184,767,479.08
		11,592.08
	289,200,600.26	184,745,887.00



		10,000.00
	289,200,600.26	184,767,479.08

40

	39,890,925.01	
	39,890,925.01	--

41

1

	--	--	6,863,371.17
	1,000,024.94	6.8632	6,863,371.17
	--	--	
	--	--	



2

42


1

10,000.00


	738,185.00		738,185.00
	254,316.75		254,316.75
	145,000.00		145,000.00
	130,000.00		130,000.00
	31,000.00		31,000.00
	5,000.00		5,000.00
	10,000.00		10,000.00



2



3




4

5

6

2


1



2



3





				100.00%		
				100.00%		
					100.00%	
				100.00%		

2

--	--	--	--	--

3





4

5

2

1

2



3

1

				48.00%		

20%

20%

2





	-6,707,843.25	
	-6,707,843.25	

3

	/	/

4

	/	/
	--	--
	--	--
	--	--
	--	--

5

6

--	--	--	--

7

8

4

				/	



5

6

1.

2.

1

100%

2



	6,863,371.17		6,863,371.17	269.93		269.93
				472,444.88		472,444.88
	6,863,371.17		6,863,371.17	472,714.81		472,714.81

3.

12

	1	1-3	3-6	6-9	9-12	
	10,000,000.00	30,000,000.00	35,000,000.00	30,000,000.00		105,000,000.00
	60,106,171.40	33,031,264.48	58,257,847.69			151,395,283.57
	107,786.81					107,786.81
	70,213,958.21	63,031,264.48	93,257,847.69	30,000,000.00		256,503,070.38

1

	--	--	--	--
	--	--	--	--



2

3

4

5

6

7

8

9

1

--	--	--	--	--	--

2

3

--	--

4

	15%



	30% 2016 11
	2018.8
	25%
	15%

5

1

/

		41,844.83			61,196.58

/

		16,351.55	283,018.86
		2,030,957.39	3,177,702.88
			439,622.64



						/
--	--	--	--	--	--	---

/

/

/	/	/	/	/	/	/
---	---	---	---	---	---	---

/

**3**

		200,000.00	200,000.00
		40,000.00	80,000.00
		613,766.92	618,895.56

		257,400.00	257,400.00

**4**

--	--	--	--	--

7,074,017.71 2018 07 04 2019 01 04



	348,543.72	2018 09 28	2019 03 28	
	163,800.00	2018 10 10	2019 04 10	
	88,896.50	2018 10 15	2019 04 15	
	88,834.19	2018 11 05	2019 05 05	
	103,600.00	2018 11 05	2019 05 05	
	11,760.00	2018 11 05	2019 05 05	
	106,400.00	2018 11 20	2019 05 20	
	111,042.74	2018 11 20	2019 05 20	
	47,573.27	2018 11 20	2019 05 20	
	32,694.33	2018 11 20	2019 05 20	
	38,640.00	2018 11 29	2019 05 29	
	316,580.24	2018 11 29	2019 05 29	
	504,000.00	2018 11 29	2019 05 29	
	53,443.36	2018 11 29	2019 05 29	
	106,395.18	2018 12 12	2019 06 12	
	9,056.25	2018 08 23	2019 02 23	

	530,000.00	2017 06 16	2018 01 15	
	853,566.06	2017 12 20	2018 05 10	



	365,973.98	2017 12 20	2018 05 10	
	360,000.00	2018 03 23	2019 02 28	
	7,028,000.00	2018 11 06	2019 11 06	
	3,832,788.90	2018 11 06	2019 11 06	
	2,400,000.00	2017 11 23	2019 11 23	
	320,000.00	2017 11 21	2020 12 31	
	640,000.00	2018 04 09	2021 04 09	
	710,400.00	2018 05 17	2021 05 16	
	10,000,000.00	2018 04 13	2019 01 13	

20,000,000.00



	17,986,049.64	2018 07 20	2019 01 20	
	5,828,250.00	2018 07 20	2019 01 20	
	2,760,750.00	2018 07 20	2019 01 20	
	256,000.00	2018 07 25	2019 01 25	
	160,000.00	2018 07 25	2019 01 25	
	125,280.00	2018 07 25	2019 01 25	
	154,400.00	2018 08 08	2019 02 08	
	102,972.80	2018 08 08	2019 02 08	
	102,972.80	2018 08 08	2019 02 08	
	78,400.00	2018 08 08	2019 02 08	
	70,232.00	2018 08 08	2019 02 08	
	280,928.00	2018 08 17	2019 02 17	
	594,274.80	2018 10 18	2019 04 18	

103,180.00 2018

2018



	7,872,963.43	6,697,392.67

8

6

1

		2,089,829.13	104,491.46		
		1,687,844.00	710,135.97	1,702,844.00	431,820.18
		2,192,757.99	164,790.90	7,121,479.72	356,073.99
		370,701.00	37,070.10	372,399.11	18,619.96
		105,000.00	5,250.00		
		28,000.00	1,400.00		
				1,204,488.46	60,224.42
				14,000.00	700.00

2

		93,350.83
		120,800.00



			180,384.96

257,400.00



2

1

1.

2018 12 31	52,453,100.33	80,000.00
17,040,728.94	5 4	

2.

2018 12 31	4,700,000.00
------------	--------------

2

3

1

--	--	--	--



2019 1 16

1000

4

2019 2 19

30

5

-  
-

2,801,600

2019 3 6 3

2%

1%

6

1,400,800

1

1

--	--	--	--

2

--	--	--

2

3

1

2

4

5

--	--	--	--	--	--	--



5.9530%				1.7847%
2018 1 5		2020 1 5		2019
2.9765%				0.8923%
2019 1 21		2020 1 5		



**1**

1)

	210,000.00	300,000.00
	210,000.00	300,000.00

2)

--	--

3)

	4,700,000.00	
	4,700,000.00	

**4)**

--	--

**2**

1)

	370,225,089.78	100.00%	30,250,396.31	8.17%	339,974,693.47	290,027,020.29	98.71%	21,958,083.83	7.57%	268,068,936.46
						3,777,515.09	1.29%	2,519,690.09	66.70%	1,257,825.00
	370,225,089.78	100.00%	30,250,396.31		339,974,693.47	293,804,535.38	100.00%	24,477,773.92		269,326,761.46



1			
1	254,723,736.07	12,736,186.80	5.00%
1 2	73,216,911.72	7,321,691.17	10.00%
2 3	15,609,865.85	4,682,959.76	30.00%
3 4	3,521,627.81	1,760,813.91	50.00%
4 5	2,257,605.84	1,806,084.67	80.00%
5	1,942,660.00	1,942,660.00	100.00%
	351,272,407.29	30,250,396.31	

			(%)
	18,952,682.49		

2)


8,292,312.48

0.00

--	--	--

3)

2014-YF-063	-	10kV	81,700.00
2013-YF-168	II	220KV	2,437,990.09
110KV			



		2,519,690.09			
	--	2,519,690.09	--	--	--

2017 0182 1  
 1,257,825.00 2,519,690.09  
 2,519,690.09

4)

		(%)	
	22,113,226.42	5.97	1,602,080.66
	21,778,532.06	5.88	1,468,411.51
	19,880,629.09	5.37	994,031.45
	18,952,682.49	5.12	
	18,932,097.48	5.11	1,034,466.81
	101,657,167.54	27.45	5,098,990.43

5)

6)

2

	62,597,334.62	81,214,538.24
	62,597,334.62	81,214,538.24

1

1)

--	--	--



2)

--	--	--	--	--



**2**

1)

( )		
-----	--	--

2)

1

( )			
-----	--	--	--

**3**

1)

	63,217,		620,16	0.98%	62,597,	81,70	488,200	0.60%	81,214,5
	501.25	6.63	334.62	.58	2,738	.34		38.24	



5	28,312.00	28,312.00	100.00%
	7,458,052.16	620,166.63	

			%
	55,759,449.09		

2)

131,966.29

0.00

--	--	--

3)

--	--

--	--	--	--	--	--

4)

	55,759,449.09	76,855,580.10
	6,929,028.30	2,904,522.00
		1,204,488.46
	395,663.78	609,824.52
	69,718.00	61,370.00
	63,642.08	66,953.50
	63,217,501.25	81,702,738.58

5)



		53,858,116.23	1	1-3	85.19%
		1,901,332.86			3.01%
		1,220,000.00	1	1-2	1.93%
		1,131,000.00	1		1.79%
		875,000.00	1		1.38%
	--	58,985,449.09	--		93.30%
					166,300.00

6)

--	--	--	--	--

7)

8)

**3**

	42,720,000.00		42,720,000.00	42,720,000.00		42,720,000.00
	21,386,140.47		21,386,140.47			
	64,106,140.47		64,106,140.47	42,720,000.00		42,720,000.00

**1**

	6,080,000.00			6,080,000.00	



	6,060,000.00			6,060,000.00		
	30,580,000.00			30,580,000.00		
		0.00		0.00		
	42,720,000.00			42,720,000.00		

2

		24,000,000.00		-2,613,859.53						21,386,140.47	
		24,000,000.00		-2,613,859.53						21,386,140.47	
		24,000,000.00		-2,613,859.53						21,386,140.47	

3

2018 6 14  
5000

100% 2018 12 31

5000

4



	606,537,631.05	432,404,218.15	453,959,874.23	290,981,044.70
	7,764,762.82	2,062,613.74	8,981,790.75	2,558,995.76
	614,302,393.87	434,466,831.89	462,941,664.98	293,540,040.46

5

	-2,613,859.53	
	9,240,155.95	
	6,626,296.42	

1

	8,114.54	
	1,313,501.75	
	9,240,155.95	





2018