



2019

2019-051

2019 08







..... 1

..... 5

..... 8

..... 13

..... 33

..... 48

..... 52

..... 53

..... 54

..... 55

..... 183



		2003
EPC		Engineering Procurement Construction



		EPC
		20kV 220/380V 35 110kV 6
		1000kV 110kV-220kV 330kV-750kV 800kV
		2019 1 1 2019 6 30
		2018 1 1 2018 6 30
		http://www.cninfo.com.cn



			300712



3

2018

	573,089,006.82	298,932,107.81	298,932,107.81	91.71%
	42,177,950.94	38,252,321.83	38,252,321.83	10.26%
	41,011,038.29	37,959,869.34	33,348,846.39	22.98%
	-309,147,740.67	-103,408,709.55	-103,408,709.55	-198.96%
/	0.2316	0.2731	0.2101	10.23%
/	0.2316	0.2731	0.2101	10.23%
	4.45%	4.31%	4.31%	0.14%



2

	161,100.00	
	1,186,292.23	
	25,446.18	
	205,925.76	
	1,166,912.65	--

1

1

1





EPC

EPC

EPC

1

	29.59%	
	100%	
	36.19%	
	150.23%	
	62.35%	
	268.36%	
	126.87%	EPC
	37.84%	
	100%	

2

--	--	--	--	--	--	--	--	--



		33,160.23			NO 19/00/06/B HKT/P000 002		34.61%	
		1925.63					2.01%	
		137.82					0.14%	
YONGFU SINGAPO RE NEW ENERGY DEVELOP MENT COMPAN Y PTE. LTD		69.95					0.07%	

1.

EPC

2.

2017 10 31

A



1.

2019 5

- - - -

2.

2019

SPT

2019

DB35/T 1829-2019 2019 4 18

2019 7 18

VR

2019

3.

2019

BOP

4.

451

67%

310

2019 6 30

46%



141

4

182

- - -

2019 6 30

/

93

2019 1-6

4

20

2019 1-6

7

EPC

A

20

EPC

AAA

2017

A
100

50

2018



2019
5.0%

GDP

6.3%
4074

57,308.90

91.71%

11,073.48

2.86% EPC

149.95%

4,816.57

5.57%

45,826.71

4,217.80

10.26%

4,101.10

22.98%

1.

6,094.46

9,952.52

133.4%

2015-2020

2016-2020

1,700.02

27.99%

3,600

2019

11,073.48

2.86%

~ ~ 1000kV

ABC

863.58

2. EPC



49MW	EPC	ECOPARK ENERGY OF VALENZUELA
CORP.20.69MW		EPC
58.02%	593.75%	3.33
2019	4.58	149.95%

EPC



- - -

IEC61850

Citrix

BOP
BOP

GIS+BIM





	11,839,122.24	9,127,539.66	29.71%	
	29,795,484.65	24,446,596.23	21.88%	
	2,950,601.93	3,116,935.14	-5.34%	
	7,119,535.25	7,460,176.55	-4.57%	
	9,666,129.80	8,205,382.95	17.80%	
	-309,147,740.67	-103,408,709.55	-198.96%	EPC EPC
	-21,213,202.79	54,159,824.78	-139.17%	
	185,512,848.35	-11,128,976.90	1,766.94%	EPC



	110,734,788.36	53,625,436.32	51.57%	-2.86%	6.90%	-4.43%
EPC	458,267,082.72	404,719,353.45	11.68%	149.95%	162.38%	-4.19%
	572,372,562.14	460,799,906.70	19.49%	92.50%	125.43%	-11.76%
	223,172,963.77	159,292,098.14	28.62%	1.21%	9.66%	-5.51%
	17,404,525.47	9,241,402.46	46.90%	47.95%	21.52%	11.55%
	332,511,517.58	292,514,826.94	12.03%	398.82%	454.04%	-8.77%

	225,180.14	0.47%	1 -96 2 118	1 2
	191,567.76	0.40%		
	5,021.58	0.01%		
	-6,551,293.84	-13.55%		



	210,007,569. 59	11.82%	164,307,109. 11	12.79%	-0.97%	
	482,154,028. 66	27.13%	401,764,578. 12	31.29%	-4.16%	
	625,470,879. 25	35.19%	200,477,673. 04	15.61%	19.58%	EPC
	8,276,967.12	0.47%	7,259,041.02	0.57%	-0.10%	
	31,945,028.3 8	1.80%	10,271,619.0 1	0.80%	1.00%	
	225,673,090. 76	12.70%	212,981,621. 05	16.59%	-3.89%	
		0.00%	10,691,870.9 1	0.83%	-0.83%	
	308,216,297. 75	17.34%	140,000,000. 00	10.90%		



10,947,481.0 4	0.85%	0.64%	
221,385,050. 39	17.24%	-17.19 %	2019 1 1
			2019 1 1
9,300,000.00	0.72%	-0.72%	
			2019 1 1
		0.28%	
			2019 1 1
	0.00%	0.52%	
139,071,575. 19	10.83%	3.15%	



1.	120,000,000. 00				160,300,000. 00	160,000,000. 00	120,300,000. 00
4	9,300,000.00						9,300,000.00
	129,300,000. 00				160,300,000. 00	160,000,000. 00	129,600,000. 00
	5,000,000.00						5,000,000.00
	134,300,000. 00				160,300,000. 00	160,000,000. 00	134,600,000. 00
	0.00						0.00

3

2019 6 30

65044754.19

	54,704,425.29	28,710,351.81
	10,340,328.90	11,180,573.20
	65,044,754.19	39,890,925.01

1

	16,564,000.00	14,476,800.00 14.42%



2

3

4

	300,000.00			300,000.00			300,000.00	
	9,300,000.00						9,300,000.00	
	5,000,000.00						5,000,000.00	
	120,000,000.00			160,000,000.00	160,000,000.00	1,178,958.90	120,000,000.00	
	134,600,000.00	0.00	0.00	160,300,000.00	160,000,000.00	1,178,958.90	134,600,000.00	--

5

1

	37,409
	1,805.81
	24,809.22
	0
	0
	0.00%



2017


1780

A	35,020,000.00	11.82	2017	10	25	
A	35,020,000.00		413,936,400.00			27,769,984.91
	386,166,415.09		2017	10	25	
	591903324810303					605107102
	117130100100255416					12,076,415.09
	374,090,000.00					

2019



3		6,985	3,202. 17		782.25	24.43 %					
---	--	-------	--------------	--	--------	------------	--	--	--	--	--



	2019			2019		
	2021	10	25	2021	10	25
	2021			2021	10	25
	2019	8	22			2019
3.	-			-		
	-			2021	10	25
						2019
4.						



	1.
	2.
	907.8
	51%
	3.
	-
	-
	-
	-
	2019 8 22
	2019



2019 8 22

2019

3

		(1)		(2)	(3)=(2)/(1))				
EPC	-	23,782.83	1,399.57	20,000	84.09%		3,512.7		
	--	23,782.83	1,399.57	20,000	--	--	3,512.7	--	--





2019 1-9

EPC





1

2019		56.91%	2019 01 18	2019 01 18	2019 2019-010
2018		64.71%	2019 05 16	2019 05 16	2018 2019-035

2



()			()	()	()		
	500			2018 2 7		2019 01 09	2019-0 07



2,062						99	
		—	1				
2019 1 31							1,455,368
2019 6 10						1,891,979	1.0390%
14.0264 /			12	2019 2 1	2020 1 31		2018 10 15
2021 10 14		2019 1 31					

1

2



3

4

5

1

1

2

3

10%

10%

2



1

	2018 05 10	10,000	2018 07 04	707.4		6		
			2019 02 25	1,630.1		6		
			2018 08 23	0.91		6		
			2018 08 23	69.22		6		
			2018 09 03	85.95		6		
			2018 09 28	36.64		6		
			2018 09 28	34.85		6		
	2018 05 10	5,000	2018 10 10	16.38		6		
			2018 10 15					



			2018 11 20	4.76		6		
			2018 11 20	3.27		6		
			2019 01 04	339.6		6		



			2019 01 31	4		6		
			2019 01 31	21.56		6		
			2019 01					



			2019 04 10	3.15		6		
			2019 04 10	3.1		6		
			2019 04 10	3.61		6		
			2019 05 07	15.96		6		
			2019 05 07	7.01		6		
			2019 05 07	18.75		6		
			2019 05 07	2.35		6		
			2019 05 07	2.37		6		
			2019 05 07	6.55		6		
			2019 05 14	15.85		6		
			2019 05 14	82.6		6		
			2019 05 14	112.47		6		
			2018 11 29	3.86		6		
			2018 11 29	31.66		6		
			2018 11 29	50.4		6		
	2018 10 13	2,500	2018 11 29	5.34		6		
			2018 12 12	10.64		6		
			2019 01 04	8.25		6		
			2019 01 04	25.02		6		



			2019 01 04	50.02		6		
			2019 01 04	134.84		6		
			2019 01 17	62.12		6		
			2019 01 17	40		6		
			2019 02 15	83.49		6		
			2019 02 20	411.92		9		
			2019 02 20	817.64		6		
			2019 02 20	223.9		6		
			2019 03 01	15.72		6		
			2019 01 21	931.88		9		
			2019 01 24	24.57		6		
			2019 01 24	220.71		6		
			2019 01 24	69.3		6		
			2019 01 30	929.16		9		
			2019 01 30	880.26		9		
			2019 03 20	150.33		6		
			2019 03 20	2.55		6		
			2019 04 25	153.71		6		
			2019 04 25	123.4		6		
	2018 10 13	7,100						



			2019 04 25	9.73		6		
			2019 04 25	35		6		



			2019 05 16	57.99		6		
			2019 05 28	15.53		6		
			2019 05 28	3.13		6		
			2019 05 28	2.9		6		
			2019 05 28	19.88		6		
			2019 05 28	11.14		6		
			2019 05 28	8.08		6		
			2019 05 28	4.48		6		
			2019 05 28	2.35		6		
	2019 04 23	5,000	2019 05 28	7.01		6		
			2019 05 31	13.4		6		
			2019 05 31	11.62		6		
			2019 05 31	2.37		6		
			2019 05 31	9.46		6		
			2019 05 31	23.3		6		
			2019 06 06	4.7		6		
			2019 06 06	6.97		6		
			2019 06 06	36.4				



			2019 06 24	15.96		6		
	2018 07 18	3,000		0		0		
B1			5,000	B2				



									4,704					
		49M W EPC	2018 12 28	0	0							2019 6 30	2019 01 02	20 19-00 1
									32,29 6.72			33,16 0.23		
		ABC	2018 05 09	0	0				23,99 7.95			2019 6 30	2018 05 10	20 18-03 0
												1,573 .24		
		EPC	2017 04 01	0	0				26,84 2.87			2019 6 30	2017 10 18	



												24,26		
												3.79		

ABC
49%

23,997.95

1

2

1

2

2019

1+1

3

		/
1.		0.5
1.		



1

	79,695,966	56.89%			23,908,790		23,908,790	103,604,756	56.89%
3	79,695,966	56.89%			23,908,790		23,908,790	103,604,756	56.89%
	79,695,966	56.89%			23,908,790		23,908,790	103,604,756	56.89%
	60,384,034	43.11%			18,115,210		18,115,210	78,499,244	43.11%
1	60,384,034	43.11%			18,115,210		18,115,210	78,499,244	43.11%
	140,080,000	100.00%			42,024,000		42,024,000	182,104,000	100.00%

2019 5 16 2018 2018 12 31 140,080,000 2018 10 1.00 2019 6 6 2019 6 10 2018 2019-037 182,104,000

2019 4 23 2018 5 16 2018 12 31 140,080,000 2018 10 3 2019 6 6 2019 1 42024000 182,104,000 2019 6 6 2019 6 10



140,080,000 2018 182,104,000 2018 0.5249 / 10 3 0.5249 /
 6.6385 / 2019 0.2316 / 0.2316 / 5.2612 /

2

	41,995,950	0	12,598,785	54,594,735		2020 10 31
	34,216,716	0	10,265,015	44,481,731		2020 10 31
	3,483,300	0	1,044,990	4,528,290		2020 10 31
	79,695,966	0	23,908,790	103,604,756	--	--



		29.98%	54,594,735	12,598,785	54,594,735	0		4,875,000		
		24.43%	44,481,731	10,265,015	44,481,731	0		2,665,000		
-		3.89%	7,075,044	275,010	0	7,075,044				
		3.62%	6,588,270	-1,061,730	0	6,588,270				
		2.91%	5,304,000	1,224,000	0	5,304,000				
		2.49%	4,528,290	1,044,900	4,528,290	0				
		2.18%	3,978,000	918,000	0	3,978,000				
		1.84%	3,356,730	3,356,730	0	3,356,730				
		1.04%	1,891,979	1,532,779	0	1,891,979				
		0.79%	1,434,050	-1,625,950	0	1,434,050				
10	3									
10										
-						7,075,044		7,075,044		

2019



	6,588,270		6,588,270
	5,304,000		5,304,000
	3,978,000		3,978,000
	3,356,730		





2018

2018





1

2019 06 30

	2019 6 30	2018 12 31
	210,007,569.59	329,091,525.27
	120,300,000.00	
	525,492.88	210,000.00
	482,154,028.66	390,892,460.73
	8,079,978.95	4,977,014.97
	26,493,205.00	7,192,211.39



	625,470,879.25	275,690,691.60
	937,136.90	120,623,336.12
	1,473,968,291.23	1,128,677,240.08
		14,300,000.00
	31,945,028.38	21,386,140.47
	9,300,000.00	
	5,000,000.00	
	8,276,967.12	6,004,645.67
	225,673,090.76	228,362,775.40
		617,047.66
	15,593,400.09	15,117,488.98
	405,039.01	
	7,102,969.08	6,135,280.09
	303,296,494.44	291,923,378.27
	1,777,264,785.67	1,420,600,618.35
	308,216,297.75	105,000,000.00



	1,121,274.94	724,294.34
	1,121,274.94	724,294.34
	815,659,303.57	490,676,868.69
	182,104,000.00	140,080,000.00
	464,898,843.17	506,922,843.17
	25,995,462.37	25,995,462.37
	285,095,395.06	256,925,444.12
	958,093,700.60	929,923,749.66
	3,511,781.50	
	961,605,482.10	929,923,749.66
	1,777,264,785.67	1,420,600,618.35

2

	2019 6 30	2018 12 31
	148,033,182.03	294,019,013.44
	120,300,000.00	
	525,492.88	210,000.00
	441,191,907.95	339,974,693.47



	7,328,775.56	4,629,214.85
	96,630,337.05	62,597,334.62
	485,534,498.08	263,148,590.05
	99,219.46	120,058,487.80



	267,616,297.75	75,000,000.00
	96,587,933.44	166,949,872.09
	319,652,786.77	235,450,756.45
	8,336,739.64	8,741,484.76
	8,824,458.07	8,054,227.07
	-317,051.11	13,208,363.76
	43,911,347.79	31,032,844.74
	855,361.71	107,786.81
	744,612,512.35	538,437,548.87
	1,121,274.94	724,294.34
	1,121,274.94	724,294.34
	745,733,787.29	539,161,843.21

2019



	182,104,000.00	140,080,000.00



	9,666,129.80	8,205,382.95
	2,950,601.93	3,116,935.14
	3,431,782.27	2,690,484.85
	741,530.75	181,953.35
		254,061.75
	225,180.14	4,819,551.89
	-961,112.08	-605,180.99
-		
-		
-	-6,551,293.84	
-		-5,787,682.70
-		
	48,165,680.55	45,622,498.38
	191,567.76	190,000.00
	5,021.58	100,000.00
	48,352,226.73	45,712,498.38
	7,119,535.25	7,460,176.55
	41,232,691.48	38,252,321.83
1.	41,232,691.48	38,252,321.83
2.		



1.	42,177,950.94	38,252,321.83
2.	-945,259.46	
1.		
2.		
3.		
4.		
5.		
1.		
2.		
3.		
4.		
5.		
6.		
7.		
8.		
9.		
	41,232,691.48	38,252,321.83
	42,177,950.94	38,252,321.83



	-945,259.46	
	0.2316	0.2101
	0.2316	0.2101

4

	2019	2018
	457,109,707.59	246,914,643.74
	358,499,073.70	162,963,172.07
	1,260,118.98	1,364,935.91
	9,090,829.54	8,558,999.82
	25,111,070.34	22,812,026.22
	9,666,129.80	8,205,382.95
	2,550,063.09	2,851,791.41
		254,061.75
	225,180.14	4,819,551.89
	-961,112.08	-605,180.99
-		
-	-6,036,055.32	
-		-4,175,159.34



-		
---	--	--



6.		
7.		
8.		
9.		
	39,177,683.28	34,682,523.42





	182,427,335.01	386,264,908.10
	-21,213,202.79	54,159,824.78
	277,909,822.75	115,000,000.00
	277,909,822.75	115,000,000.00
	75,745,000.00	109,410,000.00
	16,651,974.40	16,718,976.90
	92,396,974.40	126,128,976.90
	185,512,848.35	-11,128,976.90
	610,310.25	8,074.78
	-144,237,784.86	-60,369,786.89
	289,200,600.26	184,767,479.08
	144,962,815.40	124,397,692.19

6

	2019	2018
	191,504,922.89	130,417,036.63
	16,819,318.05	1,105,408.55



	208,324,240.94	131,522,445.18
	353,791,597.87	125,579,071.75
	59,516,879.64	52,671,022.88
	34,321,110.47	23,918,310.09



	75,000,000.00	109,410,000.00
	16,632,308.30	16,718,976.90
	91,632,308.30	126,128,976.90
	175,983,989.45	-11,128,976.90
	572,521.94	-17,793.87
	-133,331,799.73	-60,865,967.66
	257,550,336.81	172,983,519.63
	124,218,537.08	112,117,551.97

7

	2019																
	140,080,000.00				506,922,843.17					25,995,462.37			256,925,444.12		929,923,749.66		929,923,749.66
	140				506,					25,9			256,		929,		929,



	,08 0,0 00. 00				922, 843. 17				95,4 62.3 7		925, 444. 12		923, 749. 66		923, 749. 66
	42, 024 ,00 0.0 0				-42, 024, 000. 00						28,1 69,9 50.9 4		28,1 69,9 50.9 4		3,51 1,78 1.50 4
											42,1 77,9 50.9 4		42,1 77,9 50.9 4		-945 ,259. 46 8
															5,04 1,61 0.00
1															
2															
3															
4															5,04 1,61 0.00
											-14, 008, 000. 00		-14, 008, 000. 00		-584 ,569. 04
1															
2															
3											-14, 008, 000. 00		-14, 008, 000. 00		-14, 008, 000. 00
4															-584 ,569.



														04	04
	42, 024 ,00 0.0 0				-42, 024, 000. 00										
1	42, 024 ,00 0.0 0				-42, 024, 000. 00										
2															
3															
4															
5															
6															
1															
2															
	182 ,10 4,0 00. 00				464, 898, 843. 17			25,9 95,4 62.3 7		285, 095, 395. 06		958, 093, 700. 60		3,51 1,78 1.50	961, 605, 482. 10

	2018														



	140,0800.00				506,922,843.17				19,026,071.82		204,369,501.28		870,398,416.27	870,398,416.27
	140,0800.00				506,922,843.17				19,026,071.82		204,369,501.28		870,398,416.27	870,398,416.27
											24,244,321.83		24,244,321.83	24,244,321.83
											38,252,321.83		38,252,321.83	38,252,321.83
1														
2														
3														



	140,080,000.00				506,922,843.17				19,026,071.82			228,613,823.11		894,642,738.10		894,642,738.10
--	----------------	--	--	--	----------------	--	--	--	---------------	--	--	----------------	--	----------------	--	----------------

8

	2019													
	140,080,000.00				506,922,843.17					25,995,462.37		204,811,771.94		877,810,077.48
	140,080,000.00				506,922,843.17					25,995,462.37		204,811,771.94		877,810,077.48
	42,024,000.00				-42,024,000.00							25,169,683.28		25,169,683.28
												39,177,683.28		39,177,683.28
1														



2												
3												
4												
										-14,080,000		-14,008,000.00
1												
2										-14,080,000		-14,008,000.00
3												
	42,024,000.00					-42,024,000.00						
1	42,024,000.00					-42,024,000.00						



2												
	182,104,000.00				464,898,843.17				25,995,462.37	229,981,455.22		902,979,760.76

	2018												
	140,080,000.00				506,922,843.17					19,026,071.82	156,095,256.95		822,124,171.94
	140,080,000.00				506,922,843.17					19,026,071.82	156,095,256.95		822,124,171.94
											20,674,523.42		20,674,523.42
											34,682,523.42		34,682,523.42
1													
2													





“

”

15 —

2

12

1

2

1 1 12 31

3

12

4

5



6

1.

2.

1

2



3

4

7

8

9

10

1

2019 1



1

2

3

2019 1 1

2

2019 1 1

1

2

3

4

5



6

2019 1 1
1

2

3

4

5

3

1

2

1



2

4

5

6

2019 1 1

12

30

2019 1 1

1

2



11

12

1.

500 500
100 100



2.



13

14

15

1.

2.

3.

4.



16

17

18

19

20

21

22

1.

1

2

2.

1

2



23

24

1

1

2

2

		20-40	5	4.75-2.38
		8	5	11.88
		5	5	19.00
		5-10	5	19.00-9.50
		5-10	5	19.00-9.50
		5-10	0	20.00-19.00

3

25



26

27

28

29

30

1

1.

1

2

2.

	50	
	5	
	5	

2

31





3

4

35

36

37

38

39



B

1

2

2.

1

2

C

1

2

40

1.

2.



1

3.

41

/

42

1

1

2



2

1

2

43

44

1

1		525 492.88 210,000.00 476,970,535.78 390,892,460.73 278,283,345.02 151,395,283.57 248,464,248.64 180,271,013.24 9,300,000.00 5,000,000 14,300,000.00 120,000,000 120,000,000



2

3

	2018 12 31	2019 01 01	
	329,091,525.27	329,091,525.27	
		120,000,000.00	120,000,000.00
	210,000.00	210,000.00	
	390,892,460.73	390,892,460.73	
	4,977,014.97	4,977,014.97	
	7,192,211.39	7,192,211.39	
	275,690,691.60	275,690,691.60	
	120,623,336.12	623,336.12	-120,000,000.00
	1,128,677,240.08	1,128,677,240.08	



	14,300,000.00		-14,300,000.00
	21,386,140.47	21,386,140.47	
		9,300,000.00	9,300,000.00
		5,000,000.00	5,000,000.00
	6,004,645.67	6,004,645.67	
	228,362,775.40	228,362,775.40	
	617,047.66	617,047.66	
	15,117,488.98	15,117,488.98	
	6,135,280.09	6,135,280.09	
	291,923,378.27	291,923,378.27	
	1,420,600,618.35	1,420,600,618.35	
	105,000,000.00	105,000,000.00	
	151,395,283.57	151,395,283.57	
	180,271,013.24	180,271,013.24	



	9,021,554.14	9,021,554.14	
	8,635,145.37	8,635,145.37	
	14,397,277.32	14,397,277.32	
	21,232,300.71	21,232,300.71	
	107,786.81	107,786.81	
	489,952,574.35	489,952,574.35	
	724,294.34	724,294.34	
	724,294.34	724,294.34	
	490,676,868.69	490,676,868.69	



	140,080,000.00	140,080,000.00	
	506,922,843.17	506,922,843.17	
	25,995,462.37	25,995,462.37	
	256,925,444.12	256,925,444.12	
	929,923,749.66	929,923,749.66	
	929,923,749.66	929,923,749.66	
	1,420,600,618.35	1,420,600,618.35	

	2018 12 31	2019 01 01	
	294,019,013.44	294,019,013.44	
		120,000,000.00	120,000,000.00
	210,000.00	210,000.00	
	339,974,693.47	339,974,693.47	
	4,629,214.85		
	62,597,334.62	62,597,334.62	
	263,148,590.05	263,148,590.05	



	120,058,487.80	58,487.80	-120,000,000.00
	1,084,637,334.23	1,084,637,334.23	
	14,300,000.00		-14,300,000.00
	64,106,140.47	64,106,140.47	
		9,300,000.00	9,300,000.00
		5,000,000.00	5,000,000.00
	6,004,645.67	6,004,645.67	
	227,616,733.49	227,616,733.49	
	617,047.66	617,047.66	
	15,059,434.73	15,059,434.73	
	4,630,584.44	4,630,584.44	
	332,334,586.46	332,334,586.46	
	1,416,971,920.69	1,416,971,920.69	
	75,000,000.00	75,000,000.00	



	166,949,872.09	166,949,872.09	
	235,450,756.45	235,450,756.45	
	8,741,484.76	8,741,484.76	
	8,054,227.07	8,054,227.07	
	13,208,363.76	13,208,363.76	
	31,032,844.74	31,032,844.74	
	107,786.81	107,786.81	
	538,437,548.87	538,437,548.87	



	506,922,843.17	506,922,843.17	
	25,995,462.37	25,995,462.37	
	204,811,771.94	204,811,771.94	
	877,810,077.48	877,810,077.48	
	1,416,971,920.69	1,416,971,920.69	

4

45

1

		3% 5% 6% 9% 13%
		5% 7%
		15% 10% 25%

	15%
	25%
	25%
	25%
	25%
	25%
YONGFU SINGAPORE NEW ENERGY DEVELOPMENT COMPANY PTE. LTD	10%
	25%



	25%
YONGFU ONE SINGAPORE NEW ENERGY DEVELOPMENT COMPANY PTE.LTD.	10%
YONGFU THREE SINGAPORE NEW ENERGY DEVELOPMENT COMPANY PTE.LTD.	10%

2

2017 10 23

GR201735000170

3

2017 2019

15%

3

1

	885,012.29	
	144,077,803.11	289,200,600.26
	65,044,754.19	39,890,925.01
	210,007,569.59	329,091,525.27
	21,334,004.24	

	54,704,425.29	28,710,351.81
	10,340,328.90	11,180,573.20
	65,044,754.19	39,890,925.01

2

	120,300,000.00	120,000,000.00
	120,300,000.00	120,000,000.00



	120,300,000.00	120,000,000.00

3

--	--	--

4

1

	525,492.88	210,000.00
	525,492.88	210,000.00

--	--	--	--	--	--	--	--	--	--



2

3

--	--

4

--	--	--



5

1

	524,67	100.00	42,522,		482,15	427,49				
	6,732.8		704.22	8.10%	4,028.6	2,071.0				
	8				6					



1	1	393,967,760.59
1	1	393,967,760.59
1	2	105,443,759.79
2	3	9,732,654.06
3		



4

		(%)	
ECOPARK ENERGY OF VALENZUELA CORP	53,197,989.33	10.14	2,988,749.69
	27,719,406.41	5.28	1,385,970.32
	23,997,226.42	4.57	1,429,030.66
	23,474,015.12	4.47	1,173,700.76
	20,382,329.50	3.88	1,019,116.48
	148,770,966.78	28.34	7,996,567.91

5

6

6

--	--	--

7

1

1	7,074,886.08	87.56%	4,906,152.61	98.57%
1 2	923,698.87	11.43%	5,862.36	0.12%
2 3	65,000.00	0.80%	4,500.00	0.09%
3	16,394.00	0.20%	60,500.00	1.22%



	8,079,978.95	--	4,977,014.97	--
--	--------------	----	--------------	----

1

2

	1,300,000.00	16.09
	1,245,454.55	15.41
	1,019,105.00	12.61
	816,000.00	10.10
CONG TY TNHH PCCC GIA THINH	676,074.11	8.37
	5,056,633.66	62.58

8

	26,493,205.00	7,192,211.39
	26,493,205.00	7,192,211.39

1

1

--	--	--

2

--	--	--	--	--

3

2

1

()		
-----	--	--



2

1

()			



1	2	2,043,220.52
2	3	644,733.98
3		135,063.65
3	4	11,778.65
4	5	49,893.00
5		73,392.00
		28,278,393.29

3

	649,628.68	1,135,559.61		1,785,188.29
	649,628.68	1,135,559.61		1,785,188.29

--	--	--

4

--



		800,000.00	1	2.83%	40,000.00
		753,767.68	1	2.67%	42,979.48
	--	16,849,255.62	--	59.59%	877,753.88

6

--	--	--	--	--	--

7

8

9

1

--	--	--	--	--



3

4

	906,373,841.43
	146,879,646.12
	527,236,218.53
	526,017,269.02

10

--	--	--

			/	
--	--	--	---	--

11

--	--	--	--	--	--

12



--	--	--

/

13

	16,577.76	394,685.83
	474,320.98	168,282.49
	446,238.16	58,487.80
		1,880.00
	937,136.90	623,336.12

14

	12	()	()	
2019 1 1				



15

--	--	--	--	--	--	--	--	--

	12	()	()	
2019 1 1				

16

1

	12	()	()	
2019 1 1				



2

3

17

	((
))	



--	--	--	--	--	--	--

19

	5,000,000.00	5,000,000.00
	5,000,000.00	5,000,000.00

20

1

1.	6,954,348.95			6,954,348.95
2.	2,361,854.36			2,361,854.36
1				
2 \				
\				
3				
3.				
1				
2				
4.	9,316,203.31			9,316,203.31



1.	949,703.28			949,703.28
2.	89,532.91			89,532.91
1	89,532.91			89,532.91
3.				
1				
2				
4.	1,039,236.19			1,039,236.19
1.				
2.				
1				
3				
1				
2				
4.				
1.	8,276,967.12			8,276,967.12
2.	6,004,645.67			6,004,645.67

2

3

--	--	--

21

--	--	--



	225,673,090.76	228,362,775.40
	225,673,090.76	228,362,775.40

1

1.	231,643,850. 24	8,287,028.06	9,919,937.01	23,203,690.8 2	14,424,724.8 8	15,712,176.3 7	303,191,407. 38
2.	776,330.58	1,074,814.78	108,687.91	627,225.83	403,407.58		2,990,466.68
1		1,074,814.78		556,789.18	398,706.06		2,030,310.02
2	776,330.58						776,330.58
3			108,687.91	70,436.65	4,701.52		183,826.08
3.							
1							
4.	232,420,180. 82	9,361,842.84	10,028,624.9 2	23,830,916.6 5	14,828,132.4 6	15,712,176.3 7	306,181,874. 06
1.	33,182,159.3 7	3,973,839.27	7,773,421.41	18,904,383.1 6	10,334,693.2 9	660,135.48	74,828,631.9 8
2.	3,952,745.62	75,472.38	368,416.99	843,902.19	439,614.14		5,680,151.32
1	3,952,745.62	75,472.38	352,040.32	828,540.70	437,787.55		5,646,586.57
(2)			16,376.67	15,361.49	1,826.59		33,564.75



3.							
1							
4.	37,134,904.9 9	4,049,311.65	8,141,838.40	19,748,285.3 5	10,774,307.4 3	660,135.48	80,508,783.3 0
1.							
2.							
1							
3.							
1							



3

--	--	--	--	--

4

--	--

5

--	--	--

6

--	--	--

22



--	--	--	--	--	--	--	--	--	--	--	--	--

3

--	--	--

4

23

1

2

24

25

--	--	--



26

1

1.	9,962,188.45			23,411,303.26	4,475,310.45	37,848,802.16
2.				946,774.92	1,007,524.13	1,954,299.05
1				946,774.92	825,788.61	1,772,563.53
2						
3					181,735.52	181,735.52
3.						
1						
4.	9,962,188.45			24,358,078.18	5,482,834.58	39,803,101.21
1.	1,643,761.22			18,513,941.99	2,573,609.97	22,731,313.18
2.	99,621.90			1,131,588.51	247,177.53	1,478,387.94
1	99,621.90			1,131,588.51	247,177.53	1,478,387.94
3.						
1						



4.						



28

1

		405,039.01			405,039.01
		405,039.01			405,039.01

2

--	--	--	--	--

29

--	--	--	--	--	--

30

/

1

	44,307,892.51	7,102,969.08	37,249,238.99
	44,307,892.51	7,102,969.08	37,249,238.99



2

	2,954,586.30	1,121,274.94	4,828,628.90	724,294.34
	2,954,586.30	1,121,274.94	4,828,628.90	724,294.34

3

		7,102,969.08		6,135,280.09
		1,121,274.94		724,294.34

4

--	--	--

5

--	--	--

31

--	--	--

32

1



	203,116,297.75	70,000,000.00
	105,100,000.00	35,000,000.00
	308,216,297.75	105,000,000.00

2

--	--	--	--	--

33

34

--	--	--

35

	218,283,345.02	151,395,283.57
	218,283,345.02	151,395,283.57

36

1



1	216,756,008.46	146,811,856.79
1	31,708,240.18	33,459,156.45
	248,464,248.64	180,271,013.24

2 1

	7,065,605.00	
	4,368,461.00	
	3,423,202.97	
	3,325,616.52	
	3,947,000.00	
	22,129,885.49	--

37

1

1	5,857,441.45	5,030,074.42
1	3,890,119.27	3,991,479.72
	9,747,560.72	9,021,554.14

2 1

	708,679.25	
	441,509.43	
	386,037.74	
	330,188.68	



	197,830.19	
	2,064,245.29	--

3

--	--

38

--	--	--

--	--	--

39

1

	8,635,145.37	71,994,480.36	69,598,189.64	11,031,436.09
-		3,689,715.13	3,689,715.13	
	8,635,145.37	75,684,195.49	73,287,904.77	11,031,436.09

2

1	8,626,516.85	59,348,015.58	56,948,258.86	11,026,273.57
2		5,777,994.76	5,777,994.76	
3		2,347,405.64	2,347,405.64	
		2,057,987.16	2,057,987.16	



		118,049.03	118,049.03	
		171,369.45	171,369.45	
4	3,466.00	3,446,461.00	3,449,927.00	
5	5,162.52	744,319.98	744,319.98	5,162.52
8		330,283.40	330,283.40	
	8,635,145.37	71,994,480.36	69,598,189.64	11,031,436.09

3

1		3,584,173.57	3,584,173.57	
2		105,541.56	105,541.56	
		3,689,715.13	3,689,715.13	

40

		133,239.82	8,023,353.37
		328,332.69	5,228,881.74
		74,823.55	37,427.76
			413,861.27
		817,788.77	406,421.94
		107,840.56	110,577.67
		80,688.48	



	207,360.00	
	166,050.00	
	301,821.47	
	95,000.00	
	1,288,813.47	--

42

--	--	--

43

--	--	--

44

--	--	--

--	--	--	--	--	--	--	--	--	--	--	--

45

1

--	--	--



46

1

--	--	--

2

3

4

47

--	--	--

48

--	--	--

1

--	--	--



2

--	--	--	--	--	--

49

1

--	--	--

2

--	--	--

--	--	--

--	--	--

50

--	--	--	--

51

--	--	--	--	--	--



								/
--	--	--	--	--	--	--	--	---

52

--	--	--

2019



	506,922,843.17		42,024,000.00	464,898,843.17
	506,922,843.17		42,024,000.00	464,898,843.17

42024000

56

--	--	--	--	--

57


58



--	--	--	--	--

59

	25,995,462.37			25,995,462.37
	25,995,462.37			25,995,462.37

60







	2,054,307.67	1,184,491.24
	11,839,122.24	9,127,539.66

64

	18,767,312.20	14,371,271.47
	3,345,368.05	3,128,790.75
	1,086,820.64	1,035,336.79
	1,019,209.16	1,135,169.99
	1,257,621.15	1,002,447.32
	736,000.70	826,909.99
	1,371,717.30	705,244.71
	552,481.25	585,277.31
	77,797.87	23,311.88
	278,518.74	391,534.97
	120,379.21	168,625.87
	170,746.32	242,702.49
	198,740.00	162,880.00
	812,772.06	667,092.69
	29,795,484.65	24,446,596.23

65

	8,257,013.70	7,291,224.03
	1,409,116.10	914,158.92
	9,666,129.80	8,205,382.95



66

	3,395,296.64	2,690,484.85
	741,530.75	181,953.35
	-610,310.25	-8,074.78
	870,660.66	616,478.42
	2,950,601.93	3,116,935.14

67

--	--	--

68

	-961,112.08	-605,180.99
	1,186,292.22	5,424,732.88
	225,180.14	4,819,551.89

69

--	--	--

70

--	--	--

71



	-6,551,293.84	
	-6,551,293.84	

72

		-5,787,682.70
		-5,787,682.70

73

--	--	--

74

	161,100.00	190,000.00	161,100.00
	30,467.76		30,467.76
	191,567.76	190,000.00	

								/
2016						70,000.00		
						1,100.00		



						90,000.00		

75

	5,000.00	100,000.00	5,000.00
	19.16		19.16
	2.42		2.42
	5,021.58	100,000.00	

76

1

	7,690,243.64	7,664,778.42
	-570,708.39	-204,601.87
	7,119,535.25	7,460,176.55

2

--	--



	48,352,226.73
/	7,249,185.44
	357,940.20
	-996,141.22
	-570,708.39
	1,004,438.12
	290,125.21
	-215,304.11
	7,119,535.25

77

78

1

	514,333.35	495,324.66
	752,606.69	181,703.35
	161,100.00	444,061.75
-	2,633.18	
	1,430,673.22	1,121,089.76

2

	5,416,594.02	6,170,554.17
	7,392,947.59	5,742,183.05
	860,305.74	616,478.42
-	5,002.42	100,000.00
	9,180,887.43	6,344,163.26



	22,855,737.20	18,973,378.90
--	---------------	---------------

3

--	--	--

4

--	--	--

5

--	--	--

6

--	--	--

79

1

1	--	--
	41,232,691.48	38,252,321.83
	6,551,293.84	5,787,682.70
	5,928,572.16	5,368,555.03
	1,478,387.94	1,286,830.92
		110,330.42





--	--



	1,000.00	5.0285	5,028.50
	--	--	
	2,964,831.85	6.8747	20,382,329.50
	12,354,852.09	6.8747	84,935,901.66
	--	--	

2

83

84

1

	71,100.00		71,100.00
	90,000.00		90,000.00
	161,100.00		161,100.00

2



85

1

1

	2019 02 22	5,248,706. 62	51.00%		2019 02 22		3,370,691. 06	-1,929,100. 93

2

--	2,500,000.00
--	2,544,000.00
	5,044,000.00
	4,638,960.99
/	405,039.01

3

	1,518,286.90	1,518,286.90
	9,364,993.35	9,364,993.35
	183,826.08	183,826.08



	181,735.52	181,735.52
	2,767,564.89	2,767,564.89
	313,430.30	313,430.30
	845,000.00	845,000.00
	2,961,064.52	2,961,064.52
	96,913.13	96,913.13
	356,959.42	356,959.42
	123,591.32	123,591.32
	850,306.70	850,306.70
	9,096,001.95	9,096,001.95
	9,096,001.95	9,096,001.95

4

5

6

2

1

--	--	--	--	--	--	--	--	--

2





3

3

4

5

2019	1	16		1000	1000
		100%			
2019	2	19	YONGFU SINGAPORE NEW ENERGY DEVELOPMENT COMPANY PTE. LTD		
		30	30	100%	
2019	5	21	YONGFU ONE SINGAPORE NEW ENERGY DEVELOPMENT COMPANY PTE.LTD		
		1000			
2019	6	17	YONGFU THREE SINGAPORE NEW ENERGY DEVELOPMENT COMPANY PTE.LTD		
		1000			



6

1

1

				100.00%		
				100.00%		
				100.00%		
				100.00%		
				100.00%		

YONGFU
SINGAPORE
NEW
ENERGY
DEVELOPME
NT
COMPANY
PTE. LTD

100.00%



ENERGY DEVELOPMENT COMPANY PTE.LTD						
YONGFU THREE SINGAPORE NEW ENERGY DEVELOPMENT COMPANY PTE.LTD				100.00%		

2

	49.00%	-945,259.46		3,511,781.50

3

	14,297,394.87	315,387.37	14,612,782.24	7,445,881.22	0.00	7,445,881.22						



--	--	--	--	--	--	--	--	--	--	--	--	--

	3,370,691.06	-1,929,076.35	-1,929,076.35	-297,196.58				

4

5

2

1

2

--	--

3

1

				48.00%		

20%

20%



2

	/	/
	503,510.60	1,002,808.84
	61,576,373.93	39,056,663.54
	62,079,884.53	40,059,472.38
	840,819.40	819.40
	840,819.40	819.40
	61,239,065.13	40,058,652.98
	-1,979,587.85	-2,226,018.26
	-1,979,587.85	-2,226,018.26

3

	/	/

4

	/	/
	--	--
	--	--
	--	--
	--	--

5

6

--	--	--	--



--	--	--	--

7

8

4

				/	

5

6

1.

2.

1

100%



2

	20,520,193.58	1,130,516.19	21,650,709.77	6,863,371.17		6,863,371.17
	20,382,329.50		20,382,329.50			
	84,116,297.75		84,116,297.75			
	125,018,820.83	1,130,516.19	126,149,337.02	6,863,371.17		6,863,371.17

3.

12

	1	1-3	3-6	6-9	9-12	
		30,600,000.00	84,116,297.75	88,500,000.00	105,000,000.00	308,216,297.75
	46,443,467.51	88,246,034.33	83,593,843.18			
	46,443,467.51	118,846,034.33				



2

3



4

	15%
	30% 2016 11
	2018.8
	25%
	15%
	50%

5

1

/

--	--	--	--	--	--

/

		725,696.24	1,097,258.40
		283,018.87	

2

/

/

/

/	/	/	/	/	/	/
---	---	---	---	---	---	---

/

/

2019



--	--	--	--	--

196,028.00 2019 01 10 2019 07 10



	8,802,552.53	2019 01 30	2019 10 30	
	19,740.00	2019 01 31	2019 07 31	
	413,420.00	2019 01 31	2019 07 31	
	27,594.00	2019 01 31	2019 07 31	
	40,040.00	2019 01 31	2019 07 31	
	215,600.00	2019 01 31	2019 07 31	

/s/ H. Š. H. D. N. W.



	42,412.85	2019 03 07	2019 09 07	
	1,503,265.23	2019 03 20	2019 09 20	
	25,480.00	2019 03 20	2019 09 20	
	2,009,007.00	2019 03 28	2019 09 28	
	207,200.00	2019 03 28	2019 09 28	
	31,290.00	2019 03 28	2019 09 28	
	571,200.00	2019 04 10	2019 10 10	
	569,520.00	2019 04 10	2019 10 10	
	40,644.38	2019 04 10	2019 10 10	
	990,986.65	2019 04 10	2019 10 10	
	17,150.00	2019 04 10	2019 10 10	
	31,500.00	2019 04 10	2019 10 10	
	30,975.00	2019 04 10	2019 10 10	
	36,120.00	2019 04 10	2019 10 10	
	1,537,088.70	2019 04 25	2019 10 25	
	1,233,960.00	2019 04 25	2019 10 25	
	97,345.60	2019 04 25	2019 10 25	
	350,000.00	2019 04 25	2019 10 25	
	350,000.00	2019 04 25	2019 10 25	



	350,000.00	2019 04 25	2019 10 25	
	350,000.00	2019 04 25	2019 10 25	
	350,000.00	2019 04 25	2019 10 25	
	605,500.28	2019 04 25	2019 10 25	
	350,000.00	2019 04 25	2019 10 25	
	350,000.00	2019 04 25	2019 10 25	
	350,000.00	2019 04 25	2019 10 25	
	350,000.00	2019 04 25	2019 10 25	
	350,000.00	2019 04 25	2019 10 25	
	460,620.58	2019 04 25	2019 10 25	
	159,600.00	2019 05 07	2019 11 07	
	70,140.00	2019 05 07	2019 11 07	
	187,521.60	2019 05 07	2019 11 07	
	23,520.00	2019 05 07	2019 11 07	
	23,660.00	2019 05 07	2019 11 07	
	65,450.00	2019 05 07	2019 11 07	
	3,489,962.11	2019 05 09	2019 11 09	
	158,473.44	2019 05 14	2019 11 14	
	826,000.00	2019 05 14	2019 11 14	
	1,124,743.73	2019 05 14	2019 11 14	



	700,000.00	2019 05 16	2019 11 16	
	700,000.00	2019 05 16	2019 11 16	
	700,000.00	2019 05 16	2019 11 16	
	700,000.00	2019 05 16	2019 11 16	
	700,000.00	2019 05 16	2019 11 16	
	700,000.00	2019 05 16	2019 11 16	
	579,882.44	2019 05 16	2019 11 16	

155,325.42 2019 05 28 2019 11 28

2019



	94,640.00	2019 05 31	2019 11 30	
	232,988.13	2019 05 31	2019 11 30	



71,834.00 2019 01 10 2019 07 10



	109,900.00	2019 04 10	2019 10 10	
	78,750.00	2019 04 10	2019 10 10	
	802,200.00	2019 05 13	2019 11 13	
	317,522.03	2019 05 13	2019 11 13	
	125,370.00	2019 05 13	2019 11 13	
	234,570.00	2019 05 13	2019 11 13	
	52,500.00	2019 05 13	2019 11 13	
	156,900.80	2019 05 13	2019 11 13	
	290,106.52	2019 05 13	2019 11 13	
	116,375.00	2019 05 13	2019 11 13	
	299,250.00	2019 05 13	2019 11 13	
	299,250.00	2019 05 13	2019 11 13	
	63,000.00	2019 05 13	2019 11 13	
	28,700.00	2019 06 05	2019 12 05	
	34,300.00	2019 06 05	2019 12 05	
	39,025.00	2019 06 05	2019 12 05	
	29,845.20	2019 06 05	2019 12 05	
	155,148.84	2019 06 05	2019 12 05	
	567,481.81	2019 06 05	2019 12 05	



	93,369.50	2019 06 05	2019 12 05	
	640,000.00	2018 04 09	2021 04 09	
	710,400.00	2018 05 17	2021 05 16	
	7,028,000.00	2018 11 06	2019 11 06	
	3,832,788.90	2018 11 06	2019 11 06	
	3,280,565.30	2019 03 25	2019 09 25	
	320,000.00	2017 11 21	2020 12 31	
	2,400,000.00	2017 11 23	2019 11 23	
	6,380,129.52	2019 01 14	2019 06 30	
	10,000,000.00	2019 03 08	2020 03 08	
	10,000,000.00	2019 03 14	2020 03 14	
	20,000,000.00	2019 04 26	2020 03 26	
	20,000,000.00	2019 05 30	2020 03 30	
	1,686,746.75	2019 03 15	2019 11 28	
	2,563,424.14	2019 03 20	2019 11 28	
	588,035.58	2019 03 29	2019 11 28	
	8,182,807.98	2019 04 03	2019 11 28	
	6,758,582.99	2019 04 15	2019 11 28	
	4,442,739.66	2019 04 22	2019 11 28	



	10,994,487.09	2019 04 29	2019 11 28	
	6,484,535.82	2019 05 09	2019 11 28	
	20,053,171.81	2019 05 16	2019 11 28	
	7,495,920.94	2019 05 21	2019 11 28	
	14,865,844.99	2019 05 24	2019 11 28	
	9,500,000.00	2019 03 26	2020 02 03	
	9,500,000.00	2019 04 26	2020 02 03	
	20,000,000.00	2019 04 11	2020 04 10	
	10,000,000.00	2019 04 25	2020 04 24	

5

6

--	--	--	--

7

	3,722,036.57	3,471,630.46



8

6

1



7

8

1

2

3

4

5

1

2

1

1.

2019 6 30

59,645,830.52

24,591,883.72

5 4

2.

2016 6 30

7,000,000

2



3

1

--	--	--	--

2

3

4

1.

100%

2019 7 26

2.2019 7 3

100

3.2019 8 15

690

1

1

--	--	--	--

2

--	--	--



2

3

1

2

4

5

--	--	--	--	--	--	--

6

1

2

--	--	--	--

3

4

7

2019 6 30				3,250,000.00	
	5.9530%	1.7847%			2018
1 5 2020 1 5					
2019	1,625,000.00		2.9765%	0.8923%	
			2019 1 21	2020 1 5	
2019 6 30				2,665,000.00	
	5.9912%	1.4634%			2018 12
24 2020 12 23	2019 6 10		2018 12 31	140,080,000	
10	1.00		10 3		
2019 7 10				12,600,000.00	



28.3262%

6.9191%

2019 7 10

2021 7 9

8

1

1

	477,007,922.87	100.00%	35,816,014.92	7.51%	441,191,907.95	370,225,089.78	100.00%	30,250,396.31	8.17%	339,974,693.47
	477,007,922.87	100.00%	35,816,014.92		441,191,907.95	370,225,089.78	100.00%	30,250,396.31		339,974,693.47

1		364,204,169.07	16,691,008.29	4.58%
1	2	91,572,044.62	9,157,204.46	10.00%
2	3	8,649,135.74	2,594,740.72	30.00%
3	4	10,278,090.97	5,139,045.49	50.00%
4	5	352,332.53	281,866.02	80.00%
5		1,952,149.94	1,952,149.94	100.00%



	477,007,922.87	35,816,014.92	--
--	----------------	---------------	----

--	--	--	--

1	1	364,204,169.07
1	1	364,204,169.07
1	2	91,572,044.62
2	3	8,649,135.74
3		12,582,573.44
3	4	10,278,090.97
4	5	352,332.53
5		1,952,149.94
		477,007,922.87

2

--	--	--	--	--

--	--	--

3

--	--



--	--	--	--	--	--

4

		(%)	
	30,384,004.44	6.37	-
	27,719,406.41	5.81	1,385,970.32
	23,997,226.42	5.03	1,429,030.66
	23,474,015.12	4.92	1,173,700.76
	20,382,329.50	4.27	1,019,116.48
	125,956,981.89	26.40	5,007,818.22

5

6

2

	96,630,337.05	62,597,334.62
	96,630,337.05	62,597,334.62

1

1

--	--	--

2

--	--	--	--	--

3



2

1

()	
-----	--



1	1	594,297.29
1	2	199,858.55
2	3	188,658.77
3		107,788.73
3	4	5,034.33
4	5	39,442.40
5		63,312.00
		1,090,603.34

3

--	--	--

4

--	--

--	--	--	--	--	--

5

		68,506,996.44	1		70.10%
		11,272,044.53	1	1-2	11.53%



		1,305,821.92	1	1.34%	
	--	84,584,862.89	--	86.55%	75,000.00


6

--	--	--	--	--	--

7

8

3





		5,044,000.00				5,044,000.00	
YONGFU SINGAPORE NEW ENERGY DEVELOPM ENT COMPANY PTE. LTD		692,080.00				692,080.00	
	42,720,000.0 0	6,086,080.00				48,806,080.0 0	

2

	((
))	
	21,386, 140.47	11,520, 000.00		-961,11 2.09						31,945, 028.38	
	21,386, 140.47	11,520, 000.00		-961,11 2.09						31,945, 028.38	
	21,386, 140.47	11,520, 000.00		-961,11 2.09						31,945, 028.38	

3

4



	453,890,421.21	358,250,652.86	243,596,697.06	161,718,017.19
	3,219,286.38	248,420.84	3,317,946.68	1,245,154.88
	457,109,707.59	358,499,073.70	246,914,643.74	162,963,172.07

5

	-961,112.08	-605,180.99
	1,186,292.22	5,424,732.88
	225,180.14	4,819,551.89

6

1

	161,100.00	
	1,186,292.23	
	25,446.18	
	205,925.76	
	1,166,912.65	--

1

1



2

		/	/
	4.44%	0.2316	0.2316
	4.32%	0.2254	0.2254

3

1

2

3

4



2019